

DATE: 06/17/2026

TIME: 9:00 a.m.

LOCATION: Executive Board Room

625 St. Joseph Street

New Orleans, Louisiana 70165



BOARD OF DIRECTORS MEETING AGENDA

PUBLIC MEETING

All meetings are open to the public, and we encourage your attendance.
Those interested can join in person or virtually.

Join In-Person: Executive Board Room, Second Floor
625 St. Joseph St., New Orleans, LA 70165

Join Virtually: <https://www.swbno.org/BoardMeetings>

E-Public comments will be accepted via <https://www.swbno.org/BoardMeetings>.
All e-public comments must be received at least 2 hours prior to the meeting. Comments
will be read verbatim into the record.

- I. Roll Call
- II. Approval of Minutes Dated
 - A. May 20, 2026 - Regular Board Meeting
- III. Committee Reports
 - A. Governance Committee – Director Scrubbs, Chair
 - B. Finance & Administration Committee – Director Stewart, Chair
 - C. Operations Committee – Director Kennedy, Chair
 - D. Audit Committee – Director H. Davis Cole, Chair
- IV. Executive Director’s Report
- V. Action Items
 - A. Resolution (R-069-2026) Amendment No. 3 To Agreement For Armed Security Guard Services at Board Facilities for Renewal
 - B. Resolution (R-030-2026) Appointment of General Superintendent of The Sewerage and Water Board of New Orleans
 - C. Resolution (R-040-2026) Award of Contract 2025-SWB-18 for Skilled and Unskilled Labor for Maintenance between The Sewerage and Water Board of New Orleans and Abacus Service Corporation.

DATE: 06/17/2026

TIME: 9:00 a.m.

LOCATION: Executive Board Room

625 St. Joseph Street

New Orleans, Louisiana 70165



VI. Corresponding Resolutions

- A. Resolution (R-068-2026) – Authorization of Amendment No. 4 for Professional Services for the Feasibility Analysis and Development of a Parcel Fee between Sewerage and Water Board of New Orleans and Raftelis Financial Consultants, Inc.
- B. Resolution (R-091-2026) East Bank Treatment Plant Environmental Audit
- C. Resolution (R-092-2026) West Bank Treatment Plant Environmental Audit

GENERAL SUPERINTENDENT RECOMMENDATIONS

Contract Awards/Renewals

- A. Resolution (R-058-2026) Authorization of Extension and Renewal No. 1 for Contract CM25-0005 Drainage Cleaning and Inspection Services between The Sewerage and Water Board of New Orleans and Compliance Environmental Services, LLC.
- B. Resolution (R-071-2026) Contract 8171 Renewal No. 2 – Repaving Open Cuts in Streets, Driveways, and Sidewalks Resulting from Underground Utility Repairs between The Sewerage and Water Board of New Orleans and Fleming Construction Co., LLC.

Contract Amendments

- C. Resolution (R-048-2026) Authorization of Amendment No. 8 to the Agreement between The Sewerage and Water Board of New Orleans and Jacobs Engineering Group Inc. for Professional and Engineering Services for Power Frequency Converter at the Carrollton Water Plant.
- D. Resolution (R-059-2026) Authorization of Amendment No. 7 to the Agreement between The Sewerage and Water Board of New Orleans and JEI Solutions, Inc. For Skilled and Unskilled Labor for Maintenance

Contract Change Order by Ratification

- E. Resolution (R-060-2026) Ratification of Change Order No. 5 Contract 30230-Carrollton Basin No. 2 Sewer Rehabilitation between The Sewerage and Water Board of New Orleans and BLD Services, LLC.

DATE: 06/17/2026

TIME: 9:00 a.m.

LOCATION: Executive Board Room

625 St. Joseph Street

New Orleans, Louisiana 70165



Final Acceptance

- F.** Resolution (R-008-2026) Authorization of Final Acceptance for Contract 1452-Structural and Filter Rehabilitation in Sycamore Filter Gallery, Phase 4 between The Sewerage and Water Board of New Orleans and Industrial & Mechanical Contractors, LLC.
- G.** Resolution (R-061-2026) Authorization of Final Acceptance for Contract 30230-Carrollton Basin No. 2 Sewer Rehabilitation between The Sewerage and Water Board of New Orleans and BLD Services, LLC.
- H.** Resolution (R-070-2026) Authorization of Final Acceptance for Contract 30258-Carrollton Basin No. 17 Sewer Rehabilitation between The Sewerage and Water Board of New Orleans and Wallace C. Drennan.

VII. Executive Session

- A.** Pursuant to La. R.S. 42:17(A)(2), the Board of Directors of the Sewerage and Water Board of New Orleans will meet in Executive Session to discuss: Sewell, Et Al v. SWBNO c/w Bautista, Et Al v. SWBNO; 2015-4501 c/w 2017-9531.

VIII. Information Items

- A.** Report – HGI (May 2026)
- B.** Report – CFO (April 2026)
- C.** Report – GSO (May 2026)
- D.** Report- Safety (May 2026)
- E.** Report – HR (May 2026)
- F.** Report – FEMA (May 2026)
- G.** Report – EDBP (May 2026)

IX. Public Comment

X. Adjournment

BOARD OF DIRECTORS' MEETING

May 20, 2026

MEETING MINUTES

SEWERAGE AND WATER BOARD OF NEW ORLEANS

ROLL CALL

The Board of Directors for the Sewerage and Water Board of New Orleans (SWBNO) met on Wednesday, May 20, 2026, at 9:00 a.m. in the Executive Boardroom. Interim Special Counsel, Mr. Darryl Harrison called the roll and confirmed the following members were present: Designee for Honorable Mayor Moreno, City of New Orleans CAO – Infrastructure, Stephen Nelson, Director Chadrick Kennedy, Director H. Davis Cole, Director Jonathan Stewart, Director Kimberly Thomas, Director Tyler Antrup, Director Ariane Greenidge, Director Joseph Psychaud, and Director Courtney Scrubbs.

The following member(s) were absent: Hon. Mayor Helana Moreno and Hon. Councilmember Jason Hughes.

Staff present were Randy Hayman, Executive Director; Jamie Parker, Chief of Staff; Grey Lewis, Chief Financial Officer; David Callahan, Chief Administrative Officer; Darryl Harrison, Interim Special Counsel; Kaitlin Tymrak, Interim General Superintendent; Ceara Labat, Interim Chief of Communications; Renelle Brown, Interim Director of Customer Service; Irma Plummer, Director, Economically Disadvantaged Business Program; Brionne Lindsey, Board Relations.

Director Kennedy shared opening remarks honoring and present an award to Director Joseph Psychaud, who is recognized as a prominent community servant in this city and a model for civic engagement and service across the country. This award is a small token of SWBNO appreciation for 12 years of service and dedication to helping the community.

APPROVAL OF PREVIOUS MINUTES

Director Kennedy presented a motion to approve the minutes of the April 22, 2026, Board Meeting. Director Thomas moved for approval of the minutes. Director Stewart seconded. The motion carried.

COMMITTEE REPORTS

PENSION COMMITTEE

Director Kennedy reported on the summary and actions taken by the Pension Committee. The Pension Committee Report was presented and recommended for approval.

- Director Kennedy asked for a motion to approve the report from Pension Committee. Director Psychaud moved to approve the minutes. Director Thomas seconded. The motion carried.

FINANCE & ADMINISTRATION & STRATEGIC PLANNING COMMITTEE

Director Kennedy reported on the summary and actions taken by the Finance and Administration and Strategic Planning Committee. The Finance and Strategic Planning Committee Report was presented and recommended for approval.

- Director Kennedy asked for a motion to approve the report from the Finance and Administration and Strategic Planning Committee. Director Scrubbs moved to approve the minutes. Director Thomas seconded. The motion carried.

GOVERNANCE COMMITTEE

Director Scrubbs reported on the summary and actions taken by the Governance Committee. The Governance Committee Reports was presented and recommended for approval.

- Director Kennedy asked for a motion to approve the report from April 20, 2026, Governance Committee. Director Thomas moved to approve the minutes. Director Stewart seconded. The motion carried.
- Director Kennedy asked for a motion to approve the report from May 13, 2026, Governance Committee. Director Thomas moved to approve the minutes. Director Greenidge seconded. The motion carried.

EXECUTIVE DIRECTOR'S REPORT

Executive Director's Report

May 20, 2026





LDH Water Grades

- Issued annually to all water systems in the state on May 1 based on prior year performance
- Categories include infrastructure components as well as financial stability and customer complaint

Algiers Water Plant

- Maintained A grade since 2024

A

Carrollton Water Plant

- Improved from C in 2024 to B in 2026
- Upgrades completed at Sycamore Filter Gallery

B

2



Industrial Canal Update

- 54" Sewer Force main was damaged on Friday April 17
- Contractors mobilized on April 18,
 - Cessation of discharge of sewer in canal on April 27
- Approximately 50 million gallons of sewer released
- Removal of debris around pipe and development of repair plan is underway
- Recreational advisories have been lifted




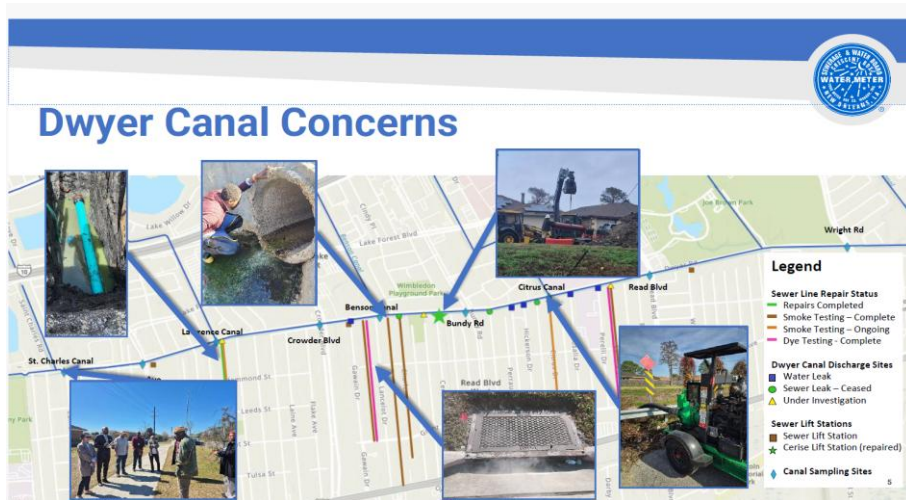
3



Community Engagement

- Participated in 15 community events during Q12026
- Sewerage and Water Board of New Orleans Water Talks: A Community Conversation launching for Summer 2026
 - Multiple meeting dates and locations to service each district to be announced





Thank you!



DISCUSSION ITEMS

A. Ratings Overview, PFM Financial Advisors, LLC and CLB Porter, LLC

- PFM Financial Advisors, LLC and CLB Porter, LLC provided a credit rating overview presentation. This presentation covered the utility’s current credit ratings, the process by which ratings are determined, and the opportunities and challenges associated with them. SWBNO has been collaborating with the advisors to examine the rating metric.

B. Executive Succession Planning, Randy Hayman, Executive Director

- Mr. Hayman recognized the importance of having an emergency succession plan for the executive director, general superintendent, and special counsel positions. Mr. Hayman requested additional time for staff to develop and refine the executive leadership emergency succession plan based on preliminary feedback received from the Governance Committee and advised that staff will provide a revised document to the directors at the next Governance Committee meeting.

ACTION ITEM

The Executive Director, General Superintendent, and Special Counsel presented their performance goals and key performance indicators (KPIs) to the Board for review and approval, providing details on their objectives as well as their vision and mission for their departments. The performance goals and KPIs were developed in consultation with the Governance Committee.

- **Adoption of Executive Leadership Performance Goals and Key Performance Indicators (KPIs)**
 - Director Kennedy asked for a motion to approve Executive Leadership Performance Goals and Key Performance Indicators (KPIs). Director Cole moved. Director Psychaud seconded. The motion carried.

Director Scrubbs acknowledge the executive team for their significant efforts, particularly those who have not undertaken this process before. The work involved in identifying goals, developing strategic plans, coordinating with each other, refining them into KPIs, and drafting them has been substantial. Bringing this back to the committee and conducting sessions to ensure that the KPIs are well-defined and responsive to community needs represents an important step for the team. It is also noteworthy that this was accomplished amid water main transmission breaks and various other demands on staff. Therefore, it is essential to recognize their contributions in bringing this together.

CORRESPONDING RESOLUTIONS

Resolution (R-067-2026)- Authorization of Amendment No. 3 for Professional Services for Update to Drainage System Funding and Feasibility Analysis between Sewerage and Water Board of New Orleans and Raftelis Financial Consultants, Inc.

The following resolutions were discussed at the May 13, 2026, Finance and Administration Committee Meeting:

GENERAL SUPERINTENDENT RECOMMENDATIONS

Contract Awards/Renewals

- Resolution (R-040-2026) Award of Contract 2025-SWB-18 for Skilled and Unskilled Labor for Maintenance between The Sewerage and Water Board of New Orleans and Abacus Service Corporation.
 - **Director Kennedy asked for a motion to remove R-040-2026 from Globo consideration. Director Cole moved. Director Thomas seconded. The motion carried.**
 - **Director Kennedy asked for a motion to approve R-040-2026. Director Antrup moved. Director Stewart seconded. Six (6) abstentions. two (2) nays. The motion failed.**
 - **Director Kennedy asked for a motion to defer R-040-2026 to the next Board meeting. Director Cole moved. Director Thomas seconded. The motion carried.**

Contract Amendment

- Resolution (R-042-2026) Authorization of Amendment No. 1 to the Agreement between The Sewerage and Water Board of New Orleans and Xylem Dewatering Solutions Inc., dba Wach Water Services for Leak Detection and Fire Flow Testing Within Orleans Parish.
- Resolution (R-045-2026) Authorization of Amendment No. 8 to the Agreement between The

Sewerage and Water Board of New Orleans and N-Y Associates, Inc. for Design and Engineering Services for the Water Line Replacement Program.

- Resolution (R-046-2026) Authorization of Amendment No. 10 to the Agreement between The Sewerage and Water Board of New Orleans and Mott MacDonald, LLC for Design and Engineering Services for the Water Line Replacement Program.
- Resolution (R-047-2026) Authorization of Amendment No. 3 to for Contract 30264- Cleaning and CCTV Inspection of Sanitary Sewer Mains at Various Sites Within Orleans Parish between The Sewerage and Water Board of New Orleans and Compliance EnviroSystems, LLC.

Contract Change Order by Ratification

- Resolution (R-033-2026) Ratification of Change Order No. 8 for Contract 1420 – Power Complex Phase 1 Equipment Installation and Commissioning between The Sewerage and Water Board of New Orleans and Frischhertz-Barnes a Joint Venture.
- Resolution (R-049-2026) Ratification of Change Order No. 3 for Contract 2164 – Water Main Line Replacements and Extension at Various Locations Throughout Orleans Parish between The Sewerage and Water Board of New Orleans and Wallace C. Drennan, Inc.
- Resolution (R-050-2026) Ratification of Change Order No. 5 for Contract 30232-Carrollton Basin No. 3 Sewer Rehabilitation between The Sewerage and Water Board of New Orleans and BLD Services, LLC.
- Resolution (R-052-2026) Ratification of Change Order No. 6 for Contract 30235-Carrollton Basin No. 5 Sewer Rehabilitation between The Sewerage and Water Board of New Orleans and BLD Services, LLC.
- Resolution (R-056-2026) Ratification of Change Order No. 4 for Contract 30261-Carrollton Basin No. 20 Sewer Rehabilitation between The Sewerage and Water Board of New Orleans and Hard Rock Construction, LLC.

Final Acceptance

- Resolution (R-051-2026) Authorization of Final Acceptance for Contract 30232-Carrollton Basin No. 3 Sewer Rehabilitation between The Sewerage and Water Board of New Orleans and BLD Services, LLC.
- Resolution (R-053-2026) Authorization of Final Acceptance for Contract 30252-Carrollton Basin No. 11 Sewer Rehabilitation between The Sewerage and Water Board of New Orleans and BLD Services, LLC.
- Resolution (R-054-2026) Authorization of Final Acceptance for Contract 30256-Carrollton Basin No. 15 Sewer Rehabilitation between The Sewerage and Water Board of New Orleans and Hard Rock Construction, LLC.
- Resolution (R-055-2026) Authorization of Final Acceptance for Contract 30260-Carrollton Basin No. 19 Sewer Rehabilitation between The Sewerage and Water Board of New Orleans and Hard Rock Construction, LLC.

- **Director Kennedy asked for a motion to approve the 14 Corresponding Resolutions in globo. Director Antrup moved to accept Corresponding Resolutions as proposed. Director Cole seconded. The motion carried.**

EXECUTIVE SESSION

- Director Kennedy raised a motion to enter executive session. Director Scrubbs moved. Director Psychaud seconded.
 - Pursuant to La. R.S. 42:17(A)(2), the Board of Directors of the Sewerage and Water Board of New Orleans will meet in Executive Session to discuss: W.L. Wyman Construction Company, Inc. v. Sewerage & Water Board of New Orleans, No. 15-5860, CDC
 - Pursuant to La. R.S. 42:17(A)(2), the Board of Directors of the Sewerage and Water Board of New Orleans will meet in Executive Session to discuss: Sewell, Et Al v. SWBNO c/w Bautista, Et Al v. SWBNO; 2015-4501 c/w 2017-9531.
 - Pursuant to La. R.S. 42:17(A)(1), the Board of Directors of the Sewerage and Water Board of New Orleans will meet in executive session to discuss the character, professional competence, and fitness of its Interim General Superintendent, Kaitlin Tymrak
- Director Kennedy raised a motion to exit executive session. Director Cole moved. Director Antrup seconded.
- **Director Kennedy asked for a motion to approve special counsel recommendation in regards to W.L. Wyman Construction Company Inc. v. SWBNO. Director Scrubbs moved. Director Psychaud seconded. The motion carried.**
- **Director Kennedy asked for a motion to approve special counsel recommendation in regards to Sewell, et Al. vs. SWBNO c/w Bautista, Et Al v. SWBNO. Director Cole moved. Director Stewart seconded. The motion carried.**
- **Director Kennedy asked for a motion to approve the recommendation of the Governance Committee regarding the appointment of Kaitlin Tymrak as general superintendent of SWBNO. Director Antrup moved. Director Cole seconded. The motion carried.**
- **Director Kennedy asked for a motion to approve the recommendation of the Governance Committee regarding a compensation and employment framework for Kaitlin Tymrak. Director Antrup moved. Director Cole seconded. The motion carried.**

INFORMATION ITEMS

The following items submitted for informational purposes only:

- A. Report – HGI (March 2026)
 - B. Report – CFO (March 2026)
 - C. Report – GSO (April 2026)
 - D. Report- Safety (April 2026)
 - E. Report – HR (April 2026)
 - F. Report – FEMA (April 2026)
 - G. Report – EDBP (April 2026)
-

PUBLIC COMMENTS

The following person(s) appeared before the Board of Directors to make comments:

1. **Wade Joseph** - submitted an online comment and was present to speak against Resolution (R-040-2026).
Mr. Joseph's online comment.
JEI objects to the Board taking any action in furtherance of the contract related to RFP 2025-SWB-18 skilled and unskilled labor. The SWB has arbitrarily capriciously and without just cause rejected JEI's proposal and has further arbitrarily capriciously and without just cause prevented JEI Solutions from appealing this decision pursuant to SWB's own policy memorandum 83R.
 2. **Marine Joseph** raised concerns regarding JEI Solutions. JEI objects to the Board taking any action in furtherance of the contract related to RFP 2025-SWB-18 skilled and unskilled labor.
 3. **Chris Ralston** raised concerns regarding JEI Solutions. Mr. Ralston opposes the Board taking any action related to the contract for RFP 2025-SWB-18 concerning skilled and unskilled labor.
 4. **Sage Michael Kelly**, a resident of New Orleans, provided public comment regarding concerns about sewage discharge in his backyard.
 5. **Jenny Morris**, a resident of New Orleans, provided a public comment expressing her concerns about obtaining assistance to repair her car, which was damaged by a side swipe from an SWBNO employee's vehicle.
-

ADJOURNMENT

There being no further business to come before the Board of Directors, Director Kennedy made a motion to adjourn. Director Nelson moved to adjourn. Director Scrubbs seconded. The motion carried. The meeting adjourned at approximately 12:30 p.m.



625 St. Joseph Street
New Orleans, LA 70165
504.529.2837 or 52.WATER

June 9, 2026

The Governance Committee met on Tuesday, June 9, 2026, in the Executive Board Room. The meeting convened at approximately 9:04 a.m.

Members Present:

Director Courtney Scrubbs – Chair
Director H. Davis Cole – Vice Chair
Director Kimberly Thomas
Director Jonathan Stewart

Members Absent:

Director Chadrick Kennerdy

Non-members Present:

Director Ariane Greenidge

DISCUSSION ITEMS:

A. General Superintendent Compensation Framework and Employment Contract.

The committee reviewed a compensation framework and proposed key performance indicators for Kaitlin Tymrak, as shown in the attached Executive Summary for the General Superintendent Employment Agreement. The committee discussed how professional certifications should be managed as part of total compensation and expressed a desire for future discussions regarding compensation to be connected to an annual cadence of performance review.

- **Director Scrubbs made a motion to recommend that the terms of the Executive Summary for the General Superintendent Employment Agreement be provided to the Board of Directors for review and approval. Director Stewart moved. Director Thomas seconded. The motion carried.**

B. Executive Leadership Emergency Succession Plan

The committee continued its discussion and development of an emergency succession plan for the executive director, general superintendent, and special counsel positions. Mr. Hayman provided the committee with an overview of the revised emergency succession plan, which incorporated comments and feedback from the directors during the last committee meeting. The committee provided additional feedback, requesting clarity on communications protocols and for the inclusion of time-based actions.



625 St. Joseph Street
New Orleans, LA 70165
504.529.2837 or 52.WATER

- **Director Scrubbs made a motion to recommend the review, approval, and adoption of the emergency succession plan by the Board of Directors, pending any revisions based on the questions and comments provided by the directors during the committee meeting. Director Thomas moved. Director Cole seconded. The motion carried.**

PRESENTATION ITEMS:

A. 2026 Legislative Session Review, Jamie Parker, Chief of Staff

Ms. Parker provided an overview of the legislative session. Prior to the session, SWBNO staff, with guidance from the Governance Committee, developed a legislative agenda focusing on key initiatives. The utility was successful in getting legislation passed on all initiatives, including a bill to keep SWBNO employees in City Civil Service (House Bill 441), two bills that ensure a legal path forward for the utility's lead service line replacement program (Senate Bill 228 and Senate Bill 268), and a bill to streamline the utility's procurement processes (House Bill 893).

The utility was also successful in securing capital outlay dollars: \$9.5 million in new funding for water treatment plant improvements, \$3 million in reauthorized funding to support Power Complex projects, and \$750,000 in reauthorized funding to support the Monticello Canal Culverts project.

B. Governance Transition Assessment (House Bill 1243), Office of Special Counsel

Ms. Mary Beth Arceneaux and Mr. Theron Levi-Baquet provided the committee with a presentation on the potential impact of House Bill 1243, which passed during the legislative session, and Executive Order HM 26-04A. In the near term, the bill could affect the appointment process and composition of the Board of Directors. In the long term, the executive order creates a standing working subgroup of the Infrastructure Coordinating Council to evaluate a local-control governance model for SWBNO.

Non-impairment language included in the bill indicates that existing contract obligations, bond covenants, funding agreements, and pension management and funding are protected and cannot be impaired by City Council ordinance. Contract obligations include contracts for emergency preparedness that the utility secured ahead of hurricane season.

Areas of future analysis by staff may include rates, fees, and charges; operating budgets; capital budgets and capital improvement plans; billing, finance, operations, and governance policies; contracts; and employment. The committee asked for future updates on these areas, as well as areas of ambiguity that may have a high impact on the utility.



625 St. Joseph Street
New Orleans, LA 70165
504.529.2837 or 52.WATER

PUBLIC COMMENT:

- None

ADJOURNMENT

There being no further business to come before the Governance Committee, Director Scrubbs made a motion to adjourn. Director Stewart moved. Director Cole seconded. The motion carried. The meeting was adjourned at approximately 10:11 a.m.



625 St. Joseph Street
New Orleans, LA 70165
504.529.2837 or 52.WATER

EXECUTIVE SUMMARY – For Governance Committee Review

General Superintendent Employment Agreement

Purpose: This agreement memorializes the appointment of Kaitlin Tymrak, P.E. as General Superintendent and implements the Board-approved executive compensation and performance evaluation framework.

Key Terms

- **Position:** General Superintendent; reports directly to the Board of Directors.
- **Term:** Three-year initial term, with the ability to extend by mutual agreement and continue month-to-month by mutual agreement thereafter.
- **Base Salary:** \$235,000 annually.
- **Current Total Compensation:** \$246,750 annually, inclusive of the currently applicable longevity adjustment.
- **Compensation Range:** \$235,000–\$275,000. The Board may periodically review and adjust the range based on objective compensation data and organizational needs. Material downward adjustments require employee consent or amendment of the agreement.

Performance Evaluation Framework

- Annual evaluation conducted by the Board.
- Performance evaluated pursuant to Exhibit A (Executive Compensation and Performance Evaluation Framework).
- Annual goals and KPIs reflected in Exhibit B and developed by the General Superintendent in consultation with the Board.
- Future Board-approved goals and KPIs automatically replace prior goals and KPIs without requiring amendment of the agreement.
- Material changes to performance ratings, compensation adjustment methodology, compensation range structure, or other core framework elements require amendment of the agreement or employee consent.

Performance-Based Compensation Adjustments

- Below Expectations: 0.0%; Meets Expectations: 1.5%; Exceeds Expectations: 3.0%
- Adjustments remain subject to the approved compensation range.

Benefits and Compensation Opportunities

- Continued eligibility for longevity adjustments, retirement benefits, leave programs, and other generally available employee programs.

Board of Directors: Hon. Helena Moreno, President, Chadrick Kennedy, President Pro Tempore, Hon. Jason Hughes, H. Davis Cole, PE, Jonathan Stewart, Kimberly A. Thomas, JD., Tyler Antrup, Ariane Greenidge, Joseph Peychaud, Courtney B. Scrubbs, Esq,



625 St. Joseph Street
New Orleans, LA 70165
504.529.2837 or 52.WATER

- Participation in pension, medical, dental, vision, life insurance, deferred compensation, and other applicable benefit programs.
- Framework permits deferred compensation, executive retirement, Section 162, and similar executive compensation opportunities, including allocation of future compensation adjustments to such programs where appropriate.

Termination and Transition

- Board termination without cause: 30 days written notice.
- Employee resignation: 90 days written notice.
- Immediate termination permitted for Cause.
- Professional development repayment may apply if the employee resigns without required notice or is terminated for Cause, subject to Board policy.
- Fiduciary carveout permits immediate resignation without repayment obligation where the employee is directed to take unlawful actions, violate fiduciary duties, or take actions reasonably expected to materially harm the Utility or its ratepayers, subject to notice and opportunity to cure.

Other Provisions

- Mutual non-disparagement.
- Indemnification to the fullest extent permitted by law.
- Expense reimbursement pursuant to Board policy.
- Vehicle access pursuant to Board policy.



625 St. Joseph Street
New Orleans, LA 70165
504.529.2837 or 52.WATER

June 10, 2026

The Finance and Administration met on Wednesday, June 10, 2026, in the Executive Board Room. The meeting convened at approximately 9:04 a.m.

Present:

Director Jonatha Stewart – Chair
Director Chadrick Kennedy
Director H. Davis Cole
Councilmember Hughes
Deputy CAO Stephen Nelson – Mayor’s Designee

Members Absent

Director Courtney Scrubbs

Non-Members Present:

Director Tyler Antrup
Director Kimberly Thomas
Director Ariane Greenidge

Director Stewart presented a motion to amend the Finance and Administration agenda to include executive session Item 4B to the agenda to be discussed during executive session. Director Kennedy moved. Director Cole seconded. The motion carried unanimously.

PRESENTATION ITEMS

A. City of New Orleans Parcel Fee – Steve Nelson, Deputy CAO of Infrastructure & Director of Public Works, and Leo John Arnett, City of New Orleans Director of Policy and Research

Stephen Nelson, the City’s Deputy CAO of Infrastructure and Director of Public Works, and Leo John Arnett, the City’s Director of Policy and Research, shared the administration’s vision for a fee to support right-of-way improvements, which could include repairs to water and sewer lines. The request was for Raftelis, the utility’s financial consultant, to conduct the necessary analysis and develop the fee. The administration seeks to implement a parcel fee, which would include a stormwater and right-of-way improvements component, that would provide flexible options to fund critical infrastructure needs.



625 St. Joseph Street
New Orleans, LA 70165
504.529.2837 or 52.WATER

B. Executive Summary Report (April 2026) - E. Grey Lewis, CFO, SWBNO

Financial Overview

Mr. Lewis reported on preliminary April financials and provided an update on the annual audit and the Oracle system conversion project. The audit is expected to be completed in the next couple of weeks by the state deadline of June 30. The April year-to-date financial information was compiled using data from the new system along with some estimated expenses, due to the Oracle conversion.

Revenue

Water and Sewer Operating Revenues for April amounted to \$17.9 million, which is \$5.3 million below budget, mainly due to lower billed consumption and increased customer credits for the month. Drainage taxes for the month were \$7.9 million, totaling \$64.1 million to date, which is ahead of budget. Year-to-date Operating Expenses for April totaled \$80.3 million, which is lower than budgeted and will require ongoing monitoring due to the system changes.

Cash on Hand

Cash collections for water and sewer bills reached \$21.1 million in May, compared to \$24.3 million in April, indicating an improvement over historical average. As of April 30, cash on hand was 155 for Water and 232 for Sewer, an increase from the previous month and above the required 90 days. The draft audited financial statements for 2025 also indicate that the required bond covenant metrics exceed the minimum stipulated in the bond indenture for both liquidity and debt service (1.25X).

The statistics for the Promise Pay payment plan showed a slight increase, with 72% of past due customers (22,866) enrolled in an active payment plan out of a total of 138,000 connections. There was a 28% decrease in the number of customers with a past due balance.

Customer Service

Keith James, Customer Service Manager and Renelle Brown Interim Chief of Customer Service, reported on the continued increase in customer service activity through all customer channels. The Committee inquired about staffing levels, with Mr. James reporting two new hires and efforts to better align staffing with the strategic objectives of the department. The Committee inquired about additional metrics to track items such as resolved calls and strategies to achieve lower wait times with the Chief of Customer Service indicating that with continued modernization of systems and processes, it is expected



625 St. Joseph Street
New Orleans, LA 70165
504.529.2837 or 52.WATER

that these capabilities will become available. The total customer interactions for the month were 44,983 including integrated voice response, emails, calls, and walk-in customers compared to 58,718 in March.

Councilmember Hughes expressed concerns regarding the occurrence of dropped calls and inquired about the implications of these interruptions. He questioned whether SWBNO is tracking the resolution of issues reported by customers when they experience dropped calls and noted the significant increase in the number of disconnections. The directors asked to consider alternative methods for presenting this information and to identify the next steps for tracking these issues.

ACTION ITEMS

- Resolution (R-068-2026) – Authorization of Amendment No. 4 for Professional Services for the Feasibility Analysis and Development of a Parcel Fee between Sewerage and Water Board of New Orleans and Raftelis Financial Consultants, Inc.
 - o **Director Stewart made a motion to approve Resolution R-068-2026. Director Cole moved. Director Kennedy seconded. The motion carried.**

The following person(s) appeared before the Finance and Administration to make comments:

1. **Chris Ralston** raised concerns regarding comments made toward JEI Solutions related to the contract for RFP 2025-SWB-18. Mr. Ralston acknowledges the case is still pending.
2. **Kennedy Moore** - Ms. Moore from The Water Collaborative emphasizes the necessity of collaborating with SWBNO to develop a comprehensive plan for a holistic approach to water management. This approach prioritizes transparency, affordability, equity, and public trust. She looks forward to the possibility of working with the city and SWBNO to advance future improvements in water infrastructure.
3. **Jessica Dandridge** - submitted an online comment - expressed concerns regarding (R-068-2026) related to the parcel fee and emphasized the need for transparency and accountability before additional funds are allocated.



625 St. Joseph Street
New Orleans, LA 70165
504.529.2837 or 52.WATER

GENERAL SUPERINTENDENT'S REPORT

CONTRACT AWARDS

- Resolution (R-058-2026) Authorization of Extension and Renewal No. 1 for Contract CM25-0005 Drainage Cleaning and Inspection Services between The Sewerage and Water Board of New Orleans and Compliance Environmental Services, LLC.
- Resolution (R-071-2026) Contract 8171 Renewal No. 2 – Repaving Open Cuts in Streets, Driveways, and Sidewalks Resulting from Underground Utility Repairs between The Sewerage and Water Board of New Orleans and Fleming Construction Co., LLC.
 - o **Director Stewart made a motion to approve Contract Awards. Director Cole moved. Director Kenedy seconded. The motion carried.**

CONTRACT AMENDMENTS

- Resolution (R-042-2026) Authorization of Amendment No. 1 to the Agreement between The Sewerage and Water Board of New Orleans and Xylem Dewatering Solutions Inc., dba Wach Water Services for Leak Detection and Fire Flow Testing Within Orleans Parish.
- Resolution (R-045-2026) Authorization of Amendment No. 8 to the Agreement between The Sewerage and Water Board of New Orleans and N-Y Associates, Inc. for Design and Engineering Servies for the Water Line Replacement Program.
- Resolution (R-046-2026) Authorization of Amendment No. 10 to the Agreement between The Sewerage and Water Board of New Orleans and Mott MacDonald, LLC for Design and Engineering Servies for the Water Line Replacement Program.
- Resolution (R-047-2026) Authorization of Amendment No. 3 to for Contract 30264- Cleaning and CCTV Inspection of Sanitary Sewer Mains at Various Sites Within Orleans Parish between The Sewerage and Water Board of New Orleans and Compliance Envirosystems, LLC.
 - o **Director Stewart made a motion to approve Contract Amendments. Director Cole moved. Director Kennedy seconded. The motion carried.**



625 St. Joseph Street
New Orleans, LA 70165
504.529.2837 or 52.WATER

CONTRACT CHANGE ORDER BY RATIFICATION

- Resolution (R-033-2026) Ratification of Change Order No. 8 for Contract 1420 – Power Complex Phase 1 Equipment Installation and Commissioning between The Sewerage and Water Board of New Orleans and Frischhertz-Barnes a Joint Venture.
- Resolution (R-049-2026) Ratification of Change Order No. 3 for Contract 2164 – Water Main Line Replacements and Extension at Various Locations Throughout Orleans Parish between The Sewerage and Water Board of New Orleans and Wallace C. Drennan, Inc.
- Resolution (R-050-2026) Ratification of Change Order No. 5 for Contract 30232-Carrollton Basin No. 3 Sewer Rehabilitation between The Sewerage and Water Board of New Orleans and BLD Services, LLC.
- Resolution (R-052-2026) Ratification of Change Order No. 6 for Contract 30235-Carrollton Basin No. 5 Sewer Rehabilitation between The Sewerage and Water Board of New Orleans and BLD Services, LLC.
- Resolution (R-056-2026) Ratification of Change Order No. 4 for Contract 30261-Carrollton Basin No. 20 Sewer Rehabilitation between The Sewerage and Water Board of New Orleans and Hard Rock Construction, LLC.
 - o **Director Stewart made a motion to approve the Contact Change order By Ratification. Director Kennedy moved. Director Cole seconded. The motion carried.**

FINAL ACCEPTANCE

- Resolution (R-051-2026) Authorization of Final Acceptance for Contract 30232-Carrollton Basin No. 3 Sewer Rehabilitation between The Sewerage and Water Board of New Orleans and BLD Services, LLC.
- Resolution (R-053-2026) Authorization of Final Acceptance for Contract 30252-Carrollton Basin No. 11 Sewer Rehabilitation between The Sewerage and Water Board of New Orleans and BLD Services, LLC.
- Resolution (R-054-2026) Authorization of Final Acceptance for Contract 30256-Carrollton Basin No. 15 Sewer Rehabilitation between The Sewerage and Water Board of New Orleans and Hard Rock Construction, LLC.



625 St. Joseph Street
New Orleans, LA 70165
504.529.2837 or 52.WATER

- Resolution (R-055-2026) Authorization of Final Acceptance for Contract 30260-Carrollton Basin No. 19 Sewer Rehabilitation between The Sewerage and Water Board of New Orleans and Hard Rock Construction, LLC.
 - o **Director Stewart made a motion to approve Final Acceptances. Director Kennedy moved. Director Cole seconded. The motion carried.**

EXECUTIVE SESSION:

- **Director Stewart asked for a motion to enter executive session. Director Kennedy moved. Director Cole seconded. The motion carried.**
 - A. *Pursuant to La. R.S. 42:17(A)(2), the Finance and Administration Committee of the Sewerage and Water Board of New Orleans will meet in Executive Session to discuss: In the matter of War Admiral, L.L.C., As Owner, and Turn Services, L.L.C., As Operator, of the M/V Assault, Petitioning for Exoneration From or Limitation of Liability, No. 26-cv-900, U.S. EDLA.*
 - B. *Pursuant to La. R.S. 42:17(A)(2), the Finance and Administration Committee of the Sewerage and Water Board of New Orleans will meet in Executive Session to discuss: JEI Solutions, Inc. v. Sewerage and Water Board of New Orleans, Civil District Court for the Parish of Orleans, Case No.: 2026-03395.*
- **Director Stewart presented a motion to exit executive session. Director Kennedy moved. Director Cole seconded. The motion carried.**

INFORMATION ITEMS

- A. Report – HGI (March 2026)
- B. Report – CFO (February 2026)
- C. Report – FEMA (March 2026)
- D. Report – EDBP (March 2026)



625 St. Joseph Street
New Orleans, LA 70165
504.529.2837 or 52.WATER

PUBLIC COMMENT

- Public comments were made as noted above.

ADJOURNMENT

There being no further business to come before the Finance and Administration Committees, Director Stewart made a motion to adjourn. Director Kennedy moved. Director Cole seconded. The motion carried. The meeting was adjourned at approximately 11:39 a.m.



625 St. Joseph Street
New Orleans, LA 70165
504.529.2837 or 52.WATER

June 10, 2026

The Operations Committee met on June 10, 2026, in the Executive Board Room. The meeting convened at approximately 11:44 a.m.

Present:

Director Chadrick Kennedy, Chair
Director H. Davis Cole, Vice Chair
Director Ariane Greenidge
Director Kimberly Thomas
Director Jonathan Stewart

Non-Members Present:

Director Tyler Antrup

PRESENTATION ITEMS

A. Dwyer Canal Update – Kaitlin Tymrak, General Superintendent

Ms. Tymrak provided the committee with a detailed update on the Dwyer Canal in New Orleans East. She provided an overview of sewerage contamination in stormwater and explained potential causes for discharge entering storm drains. Ms. Tymrak also discussed current issues along the canal, corrective actions, the costs for repairs, preventative measures, and steps taken to address public health and safety concerns.

A dashboard that provides a status update on corrective actions taken at specific locations will be available on SWBNO's website within the coming week. To ensure a broader reach into the community, the committee suggested partnering with community advocates and organizations to help share SWBNO information and updates.

B. Technology Modernization – Artificial Intelligence (AI) Adoption and Use – Darrell Eilts, Chief Information Officer

Mr. Eilts provided an overview of the utility's framework to introduce and incorporate AI into operational functions. He shared that AI adoption for the water sector must be done in a responsible manner and it should be part of a broader modernization strategy.

Mr. Eilts advised that the utility currently has an AI policy, adopted in 2024, which applies to all staff and contractors operating on behalf of SWBNO. The policy establishes acceptable and prohibited uses



625 St. Joseph Street
New Orleans, LA 70165
504.529.2837 or 52.WATER

of AI tools and requires training before any AI tool can be accessed. Mr. Eilts noted the importance of cross-functional governance coordination and regular updates to the Board to keep directors informed. He noted that the utility recognizes the role AI can have in modernizing SWBNO operations and that governance, data quality, and accountability standards are key to this effort.

Mr. Eilts also presented a tiered risk framework, that included low, moderate, and high risks depending on the AI tools used, the authorization required to use the AI tools, and the consequences of error. A near-term road map was also provided. This year, the utility is focusing on the development of a governance foundation and modernization alignment. In 2027, priorities will include enterprise integration and analytics maturity. In 2028, the utility will be striving toward operational intelligence and mature digital governance.

PUBLIC COMMENT

None.

ADJOURNMENT

There being no further business to come before the Operations Committee, Director Kennedy made a motion to adjourn. Director Thomas moved. Director Greenidge seconded. The motion carried. The meeting was adjourned at approximately 12:36 p.m.



625 St. Joseph Street
New Orleans, LA 70165
504.529.2837 or 52.WATER

June 10, 2026

The Audit Committee met on June 10, 2026, in the Executive Boardroom. The meeting convened at approximately 12:40 p.m.

Members Present:

Director H. Davis Cole – Chair
Director Ariane Greenidge
Director Kimberly Thomas

Members Absent

Director Tyler Antrup – Vice Chair
Director Chadrick Kennedy

PRESENTATION ITEM:

A. Municipal Water Pollution Prevention (MWPP) Environmental Audit — Ann Wilson, Chief of Environmental Affairs

Ms. Wilson conducted a presentation on the MWPP Environmental Audit, offering a detailed overview of the audit for the West Bank and East Bank Wastewater Treatment Plants. The audit is based on seven key areas: 1) influent flow/loadings; 2) effluent quality/plant performance; 3) age of the treatment plant; 4) overflows and bypasses; 5) ultimate disposition of sludge; 6) new development; and 7) operator certification training. Ms. Wilson discussed the scoring system, noting that the objective is to achieve the lowest score. The utility received scores of 100 points for the West Bank and 160 points for the East Bank.

Additional highlights from the presentation included a comparison of audit scores from 2025 and 2024, details on Sanitary Sewer Overflows (SSOs), Cause of Sanitary Sewer Overflow, the Average Response Time, and the Preventative Maintenance Summary.

Two action items accompanied the audit to acknowledge receipt and review of the report and provide assurance to perform any actions necessary to maintain permit requirements.

ACTION ITEMS:

A. Resolution (R-091-2026) East Bank Treatment Plant Environmental Audit

➤ ***Director Cole made a motion to approve Resolution R-091-2026. Director Thomas moved. Director Greenidge seconded. The motion carried.***



625 St. Joseph Street
New Orleans, LA 70165
504.529.2837 or 52.WATER

B. Resolution (R-092-2026) West Bank Treatment Plant Environmental Audit

- *Director Cole made a motion to approve Resolution R-092-2026. Director Thomas moved. Director Greenidge seconded. The motion carried.*

PRESENTATION ITEM:

A. 2nd Quarter Audit Department Update — Ed Sutherland, Chief Audit Executive

Mr. Sutherland presented the 2nd Quarter Audit Department Update. The presentation highlighted ongoing efforts and the status of various initiatives.

Department Staffing. Mr. Sutherland emphasized that staffing remains a top priority. The department has successfully onboarded one new team member and continues to seek additional employees.

Act 393 Compliance. Mr. Sutherland noted that Act 393 compliance testing has been completed, and an exit conference has been scheduled. This report is expected to be positive and should be released this month.

Use of Vehicle Rentals/Leasing. The department is in the testing phase and plans to extend the scope to include heavy equipment, as discussed in previous meetings. This will require a more in-depth examination, including pulling invoices and purchase orders. Initial conversations with departmental management have been productive, and there is general consensus on the need for some level of ownership, leasing, and renting. The departments are working towards determining the optimal levels for these functions.

Leadership Team Training & Response Succession. Mr. Sutherland conducted one-on-one meetings with the internal audit respondents, including CAO, CFO, CCSO, CIO, GSO, and special counsel, to update them on past issues. The next step involves conducting a formal training session for the leadership team regarding report distribution and response. This process will remain unchanged; management will receive the reports, have 30 days to respond, and those responses will be shared with the committee.

Warehousing Follow-Up. Mr. Sutherland stated the department is preparing to implement biometric time clocks, which will be rolled out in three phases. Management has distributed a consent acknowledgment form to the network zones, and 250 forms have been completed. GSO management will issue a required directive for rollout and will allow four to six weeks for that process.



625 St. Joseph Street
New Orleans, LA 70165
504.529.2837 or 52.WATER

PUBLIC COMMENT:

- None

ADJOURNMENT

There being no further business to come before the Audit Committee, Director Cole called for a motion to adjourn. Director Cole moved. Director Greenidge seconded. The motion carried. The meeting was adjourned at approximately 1:11 p.m.

Executive Director's Report

June 17, 2026





Community Engagement

RECENT

- 8 community meetings in April and May
- Hosted 6 Water Talks community meetings

UPCOMING

- The community meetings scheduled for this week are canceled due to inclement weather we will reschedule at a later date.
- Consumer Confidence Reports: June

SAVE THE DATES: COMMUNITY MEETINGS

Wednesday, June 3rd at 6PM

Treme Recreation Center
900 N Villere St

Thursday, June 4th at 6PM

Milne Recreation Center
5420 Franklin Ave

Wednesday, June 10th at 6PM

Sanchez Multi-Service Center
1616 Fats Domino Ave

Thursday, June 11th at 6PM

Joe Brown Recreation Center
5601 Read Blvd

Tuesday, June 16th at 6PM

Gernon Brown Recreation Center
1001 Harrison Ave

Wednesday, June 17th at 6PM

Rosenwald Recreation Center
1120 Broad St

Thursday, June 18th at 6PM

Morris Jeff Recreation Center
2529 General Meyer Ave

www.swbno.org



Hurricane Preparedness


- Test generators and rent additional backup power
- Internal and external tabletops and briefings
- Canal cleaning ongoing
- Maintain close coordination with Entergy, Delta, and Flood Protection Authorities
- Catch basin cleaning





Drainage Networks Support

- **Internal Crews:** Three (3) crews will be available for storm events
- **Contractor Crews:** Up to Ten (10) crews will be available after storm event passes
- Drainage Networks Department coordinates and are ready to assist with other SWB departments for personnel support and cleaning of assets
- Thus far in 2026, **6.5 Miles** of drain lines cleaned, **1,506 catch basins** cleaned and **1,413,619 pounds** of debris collected





Power Complex is Online

THEN



NOW





Initial Timeline

SWBNO Anticipated Start: March 2025

Anticipated Timeline: 12 Months, Weather & River Levels Permitting

Awarded Contractor: Roubion Roads and Streets, LLC

The original plan was to complete the replacements one phase at a time

- Our plan was to permanently repave before moving on to the next phase – FEMA funding deadline challenges prevented this

Phase	St. Peters	Decatur
Phase I	Royal St to Chartres St	Ursulines Ave to Gov. Nicholls St
Phase II	-	St. Philip St to Ursulines Ave
Phase III	-	Dumaine St to St. Philip St




Block by Block Status Update

- **600 block of St. Peter:**

- All water, sewer and drainage work is complete
- Concrete paving is complete;
- Sidewalk restoration and Entergy work remains and is scheduled to begin today, weather permitting.
- Fencing is planned to be removed by June 30th, jersey barriers will be installed while sidewalk restoration continues

- **1100 block of Decatur:**

- All water, sewer, and drainage work is complete.
- Concrete paving has been completed to Ursulines Ave.
- Crews are currently placing temporary asphalt behind the curb to address safety concerns ahead of sidewalk restoration.
 - We will be removing the metal fencing prior to sidewalk restoration.
- Sidewalk restoration is anticipated to begin within four weeks.
- Green mesh has been removed to help improve pedestrian traffic.



1100 block of Decatur St




Block by Block Status Update

- **1000 block of Decatur:**

- All water, sewer and drainage work is complete
- Street paving restoration is approximately 50% complete; Sidewalk restoration will begin once paving is restored
- Crews completed curb installation and weather permitting, we anticipate the concrete pour will be scheduled within two weeks

- **900 block of Decatur:**

- Crews completed drain work on the riverside and they are currently working on the lakeside drain line
- Temporary water line is currently undergoing bacteria testing
- Approximately two months left of construction anticipated for this block



1000 block of Decatur St

AMENDMENT NO. 3 TO AGREEMENT FOR ARMED SECURITY GUARD SERVICES AT BOARD FACILITIES FOR RENEWAL

WHEREAS, the SWB is charged by law with responsibility for public water, sewerage and drainage systems and functionality throughout the city of New Orleans and needs security guard services at its various locations; and

WHEREAS, on January 26, 2022, the SWB advertised a Request for Proposals (“RFP”) for “ARMED SECURITY GUARD SERVICES” for which proposals were due on March 2, 2022; and

WHEREAS, the Board Selection/Evaluation Committee met on May 2, 2022, evaluated proposals, and recommended the selection of INNER PARISH SECURITY CORPORATION for the services solicited to provide armed security guard services to the Board’s facilities; and

WHEREAS, by Resolution R-094-2022, the Board authorized an agreement with Contractor for the services; and

WHEREAS, pursuant to Resolution R-094-2022, the Board and Contractor executed a Professional Services Agreement dated July 15, 2022 (the “Agreement”) for Contractor to provide armed security guard services to the Board’s facilities (the “Services”); and

WHEREAS, the Agreement provides for an initial term of three (3) years with up to two (2) successive one-year extensions with fees not to exceed \$3,500,000 per year over the initial term; and

WHEREAS, by Resolution R-175-2024, the Board authorized an increase in compensation for the remainder of the initial term by the amount of Two Hundred Thousand and No/100 (\$200,000.00) Dollars, for a total annual compensation for the final year of the initial three-year term of the Agreement, of Three Million Seven Hundred Thousand and No/100 (\$3,700,000.00) Dollars; and

WHEREAS, pursuant to Resolution R-175-2024, the Board and Contractor executed Amendment 1 dated December 18, 2024; and

WHEREAS, by Resolution R-75-2025, adopted May 21, 2025, the Board authorized an amendment to the Agreement with Contractor, exercising the right to extend the Agreement for the second authorized extension with compensation in the amount of Three Million Seven Hundred Thousand and No/100 (\$3,700,000.00) Dollars for a total maximum compensation under the Agreement as amended and extended, of \$14,400,000.00; and

WHEREAS, pursuant to Resolution R-75-2024, the Board and Contractor executed Amendment 2 dated July 25, 2025; and

WHEREAS, the Board has continued need for the Services provided by Contractor under the Agreement, and wishes to extend the term for the final one-year period authorized therein at an annual compensation of Three Million Seven Hundred Thousand and No/100 (\$3,700,000.00) Dollars for a total maximum compensation of Eighteen Million One Hundred Thousand and No/100 (\$18,100,000.00);

NOW, THEREFORE, BE IT RESOLVED, that the President or President Pro-Tem is hereby authorized to execute, on behalf of the Sewerage and Water Board of New Orleans, an amendment to the Agreement with Inner Parish Security Corporation, originally dated July 15, 2022, through July 14, 2027, with additional compensation of \$3,700,000.00 for a total maximum compensation under the Agreement as extended, of Eighteen Million One Hundred Thousand and No/00 (\$18,100,000.00) Dollars.

I, Randy Hayman, Esq., Executive Director,
Sewerage and Water Board of New Orleans,
do hereby certify that the above and foregoing is
a true and correct copy of a resolution
adopted at the Regular Meeting of the said Board,
duly called and held, according to law, on June 17, 2026.

Randy Hayman, Esq.
EXECUTIVE DIRECTOR
SEWERAGE AND WATER BOARD OF NEW ORLEANS

**APPOINTMENT OF GENERAL SUPERINTENDENT
OF THE SEWERAGE AND WATER BOARD OF NEW ORLEANS**

WHEREAS, pursuant to La. R. S. 33:4075, the Board shall elect a competent and skillful engineer as general superintendent, and fix the salary and define the corresponding duties and powers; and

WHEREAS, Stephen Nelson, P.E., resigned from the office of General Superintendent to accept an appointment as Deputy Chief Administrative Officer for Infrastructure & Director of Public Works for the City of New Orleans, effective January 11, 2026; and

WHEREAS, effective January 21, 2026, Kaitlin Tymrak, P.E., was appointed as interim General Superintendent; and

WHEREAS, Kaitlin Tymrak, P.E., has demonstrated the technical knowledge, management skills, and leadership abilities required of the office of General Superintendent while serving as interim General Superintendent; and

WHEREAS, at its May 20, 2026, meeting, the board of directors of the Sewerage and Water Board of New Orleans appointed Kaitlin Tymrak, P.E., as permanent General Superintendent; and

WHEREAS, at its meeting June 9, 2026, the Governance Committee of the Sewerage and Water Board of New Orleans approved an Executive Summary of recommendations for compensation, term, benefits, performance indicators and other terms applicable to engagement of Kaitlin Tymrak, P.E., as permanent General Superintendent;

NOW THEREFORE, BE IT RESOLVED that the Board of Directors of the Sewerage and Water Board of New Orleans hereby affirms the appointment of Kaitlin Tymrak, P.E. as permanent General Superintendent for the Sewerage and Water Board of New Orleans at an initial salary of \$235,000 as base pay plus longevity adjustments, with other terms as reflected on the Executive Summary approved and recommended for adoption by the Board, at the June 9, 2026, meeting of the Governance Committee.

I, Randy Hayman, Executive Director, Sewerage and Water Board of New Orleans, do hereby certify that the above and foregoing is a true and correct copy of a Resolution adopted at the Regular Monthly Meeting of said Board, duly called and held, according to law on June 17, 2026.

RANDY E. HAYMAN, Esq.
EXECUTIVE DIRECTOR
SEWERAGE AND WATER BOARD OF NEW ORLEANS

AWARD OF CONTRACT 2025-SWB-18 FOR SKILLED AND UNSKILLED LABOR FOR MAINTENANCE BETWEEN THE SEWERAGE AND WATER BOARD OF NEW ORLEANS AND ABACUS SERVICE CORPORATION.

WHEREAS, the Sewerage and Water Board of New Orleans (“Board”) advertised a Request for Proposal for furnishing Skilled and Unskilled Labor for maintenance services with a November 25, 2025, deadline for submission of proposals; and,

WHEREAS, in response to the RFP, the Board timely received five (5) proposals which were formally opened on December 4, 2025, from the following:

22nd Century Technologies, Inc.
Abacus Service Corporation
Diskriter Inc.
JEI Solutions, Inc.
Wallman Unlimited Company, LLC; and,

WHEREAS, on January 14, 2026, the Board found three (3) of the five (5) proposals to be non-responsive; and,

WHEREAS, the Selection Evaluation Committee met on March 16, 2026, to review the two (2) responsive proposals, and recommended that Board award the contract to Abacus Service Corporation at compensation not to exceed \$5,025,000.00, for an initial term of two (2) years, with three (3) one (1)-year renewal options; and,

NOW, THEREFORE BE IT RESOLVED, the President of the Board is hereby authorized to execute a contract with Abacus Service Corporation to provide skilled and unskilled labor services for the Board, in the amount not to exceed \$5,025,000.00, for an initial term of two (2) years with three one-year renewal options.

I, Randy E. Hayman, Esq. Executive Director,
Sewerage and Water Board of New Orleans,
do hereby certify that the above and foregoing
is a true and correct copy of a Resolution adopted
at the Regular Monthly Meeting of said Board,
duly called and held, according to law, on
June 17, 2026.

Randy E. Hayman, Esq.
EXECUTIVE DIRECTOR
SEWERAGE AND WATER BOARD OF NEW ORLEANS

AUTHORIZATION OF AMENDMENT NO. 4 FOR PROFESSIONAL SERVICES FOR THE FEASIBILITY ANALYSIS AND DEVELOPMENT OF A PARCEL FEE BETWEEN SEWERAGE AND WATER BOARD OF NEW ORLEANS AND RAFTELIS FINANCIAL CONSULTANTS, INC.

WHEREAS, on December 13, 2022, the Board and Raftelis Financial Consultants, Inc. entered into an agreement in the amount of \$95,900.00 through December 12, 2023 for professional services in association with an update to the 2016 Drainage System Funding and Feasibility Analysis (herein referred to as the “Agreement”); and

WHEREAS, on February 19, 2024, the Board and Raftelis Financial Consultants, Inc. entered into Amendment No. 1 in the amount of \$244,990.00 to facilitate the continuation of services provided therein and extend the Agreement through December 13, 2024; and

WHEREAS, on June 25, 2025, the Board and Raftelis Financial Consultants, Inc. entered into Amendment No. 2 in the amount of \$794,388.00 to facilitate the continuation of services provided therein and extend the Agreement through December 13, 2025; and

WHEREAS, as set forth in Resolution R-067-2026, the Board desires to amend this Agreement to provide for additional funding in the amount of \$502,342.00 to facilitate the continuation of services provided therein and extend the Agreement through December 13, 2026; and

WHEREAS, at the request of the Mayor of the City of New Orleans, the Board further desires to amend this Agreement to include a new scope of work for professional services for the feasibility analysis and development of a parcel fee, which may be part of a bundled fee, to support drainage system operations, maintenance, and improvements, green infrastructure, and a street maintenance program, including sub-surface repairs; and

WHEREAS, in order to facilitate this new scope of work for professional services for the feasibility analysis and development of a parcel fee as requested by the Mayor of the City of New Orleans, the Board desires to amend this Agreement to provide for additional funding in the amount of \$122,460.00.

NOW, THEREFORE BE IT RESOLVED, that the President or President Pro-Tem is hereby authorized to execute on behalf of the Sewerage and Water Board of New Orleans contract Amendment No. 4, to the existing Agreement with Raftelis Financial Consultants, Inc. for professional services related to the feasibility analysis and development of a parcel fee increasing the fee authorized from \$1,637,620.00 to \$1,760,080.00.

I, Randy E. Hayman, Esq., Executive Director,
Sewerage and Water Board of New Orleans, do hereby
certify that the above and foregoing is a true and a correct
copy of a Resolution adopted at the Regular Monthly
Meeting of said Board of Directors, duly called and held,
according to law, on
June 17, 2026.

Randy E. Hayman, Esq.
EXECUTIVE DIRECTOR
SEWERAGE AND WATER BOARD OF NEW ORLEANS

**EAST BANK WASTEWATER TREATMENT PLANT MUNICIPAL WATER
POLLUTION PREVENTION ENVIRONMENTAL AUDIT**

WHEREAS, on March 12, 2026, Environmental Affairs Department and the Board's wastewater operator (Veolia Water North America) completed the Louisiana Municipal Water Pollution Prevention report for the East Bank Wastewater Treatment Plant for the period, January 1, 2025, to December 31, 2025; and

WHEREAS, the Board has reviewed the Municipal Water Pollution Prevention Environmental Audit Report, prepared for the Louisiana Department of Environmental Quality, which is attached to this resolution; and

WHEREAS, the East Bank Collection System experienced thirteen (13) sanitary sewer overflows (SSOs) of untreated wastewater due to heavy rains and twenty-nine (29) sanitary sewer overflows (SSOs) of untreated wastewater due to interruption of service in sewer pump stations; and

WHEREAS, to reduce sanitary sewer overflows due to collection system blockages, force main failures and sewer pump station outages, the Board and/or its contractors performed collection system and sewer station preventive maintenance actions; and

WHEREAS, in 2025, there were two (2) permit violations, one (1) Fecal Coliform Bacteria weekly average concentration and one (1) Total Residual Chlorine daily maximum which were addressed with corrective actions to achieve compliance in a timely manner; and

WHEREAS, the Board will continue to take whatever actions are necessary to maintain permit requirements contained in the Louisiana Pollutant Discharge Elimination System (LPDES) Permit Number LA0038091.

NOW, THEREFORE BE IT RESOLVED that the Board hereby acknowledges receipt and review of the report and assures performance of any actions necessary to maintain permit requirements.

I, Randy Hayman, Esq., Executive Director,
Sewerage and Water Board of New Orleans, do hereby
certify that the above and foregoing is a true and
correct copy of a Resolution adopted at the Regular
Monthly Meeting of said Board, duly called and held,
according to law on
June 17, 2026.

Randy E. Hayman, Esq.
EXECUTIVE DIRECTOR
SEWERAGE AND WATER BOARD OF NEW ORLEANS

**WEST BANK WASTEWATER TREATMENT PLANT MUNICIPAL WATER
POLLUTION PREVENTION ENVIRONMENTAL AUDIT**

WHEREAS, March 12, 2026, SWBNO Environmental Affairs Department and the Board's wastewater operator (Veolia Water North America) completed the Louisiana Municipal Water Pollution Prevention report for the West Bank Wastewater Treatment Plant for the period, January 1, 2025, to December 31, 2025; and

WHEREAS, the Board has reviewed the Municipal Water Pollution Prevention Environmental Audit Report, prepared for the Louisiana Department of Environmental Quality, which is attached to this resolution; and

WHEREAS, the West Bank Collection System experienced no sanitary sewer overflows (SSOs) of untreated wastewater due to heavy rains and five (5) sanitary sewer overflows (SSOs) of untreated wastewater due to pumping problems in the collection system, and

WHEREAS, to reduce sanitary sewer overflows due to collection system blockages, force main failures and sewer pumping station outages, the Board and/or its contactors performed collection system and sewer station preventive maintenance actions; and

WHEREAS, no corrective action is needed at this time, to maintain permit requirements contained in the Louisiana Pollutant Discharge Elimination System (LPDES) Permit Number LA0038105 as there were no effluent permit violations; and

NOW, THEREFORE BE IT RESOLVED that the Board hereby acknowledges receipt and review of the report and assures performance of any actions necessary to maintain permit requirements.

I, Randy Hayman, Esq., Executive Director,
Sewerage and Water Board of New Orleans, do hereby
certify that the above and foregoing is a true and
correct copy of a Resolution adopted at the Regular
Monthly Meeting of said Board, duly called and held,
according to law on
June 17, 2026

Randy E. Hayman, Esq.
EXECUTIVE DIRECTOR
SEWERAGE AND WATER BOARD OF NEW ORLEANS

**GENERAL SUPERINTENDENT RECOMMENDATIONS
FOR THE JUNE 10, 2026
FINANCE AND ADMINISTRATION COMMITTEE MEETING**

A listing of the bids, change orders, amendments and final acceptances received during the month of May 2026 are included in the following report. A summary is attached for your review.

CONTRACT AWARD/RENEWAL (2)

- Page 03 R-058-2026 Authorization of Extension and Renewal No. 1 for Contract CM25-0005 Drainage Cleaning and Inspection Services between The Sewerage and Water Board of New Orleans and Compliance Environmental Services, LLC.
- Page 07 R-071-2026 Contract 8171 Renewal No. 2 – Repaving Open Cuts in Streets, Driveways, and Sidewalks Resulting from Underground Utility Repairs between The Sewerage and Water Board of New Orleans and Fleming Construction Co., LLC.

CONTRACT AMENDMENT (2)

- Page 11 R-048-2026 Authorization of Amendment No. 8 to the Agreement between The Sewerage and Water Board of New Orleans and Jacobs Engineering Group Inc. for Professional and Engineering Services for Power Frequency Converter at the Carrollton Water Plant.
- Page 16 R-059-2026 Authorization of Amendment No. 7 to the Agreement between The Sewerage and Water Board of New Orleans and JEI Solutions, Inc. for Skilled and Unskilled Labor for Maintenance.

CONTRACT CHANGE ORDER BY RATIFICATION (1)

- Page 20 R-060-2026 Ratification of Change Order No. 5 Contract 30230-Carrollton Basin No. 2 Sewer Rehabilitation between The Sewerage and Water Board of New Orleans and BLD Services, LLC.

FINAL ACCEPTANCE (3)

- Page 24 R-008-2026 Authorization of Final Acceptance for Contract 1452-Structural and Filter Rehabilitation in Sycamore Filter Gallery, Phase 4 between The Sewerage and Water Board of New Orleans and Industrial & Mechanical Contractors, LLC.
- Page 26 R-061-2026 Authorization of Final Acceptance for Contract 30230-Carrollton Basin No. 2 Sewer Rehabilitation between The Sewerage and Water Board of New Orleans and BLD Services, LLC.

Authorization of Final Acceptance for Contract 30258-Carrollton Basin No. 17 Sewer Rehabilitation between The Sewerage and Water Board of New Orleans and Wallace C. Drennan.

AUTHORIZATION OF EXTENSION AND RENEWAL NO.1 FOR CONTRACT CM25-0005 DRAINAGE CLEANING AND INSPECTION SERVICES BETWEEN THE SEWERAGE AND WATER BOARD OF NEW ORLEANS AND COMPLIANCE ENVIRONMENTAL SERVICES, LLC.

WHEREAS, the Sewerage and Water Board of New Orleans (SWBNO) is responsible for the public water, sewerage and drainage systems of the city of New Orleans, including the “small drainage” systems transferred from the City of New Orleans to SWBNO pursuant to Act 763 of the 2024 Regular Session of the Louisiana Legislature ("Act 763"); and

WHEREAS, SWBNO thereafter entered into a contract with Compliance Environmental Services, LLC in the amount of \$9,264,600.00 beginning on June 3, 2025 for a duration of one year per R-049-2025 with two (2) optional renewal periods, at an initial cost of \$9,264,600.00, in reliance on funding as provided and to be provided pursuant to Act 763 and related legislative and intergovernmental arrangements; and,

WHEREAS, the original contract amount was not expended during the original contract duration, due to less than anticipated funding received, such that the contractor was directed to stop work from November of 2025 through March of 2026; and,

WHEREAS, an amount of \$2,264,000 remains to be spent on the original contract amount; and,

WHEREAS, sufficient funding has been received in 2026 to allow for work on this contract to continue; and,

WHEREAS, the DBE forecasted participation for this project is 35.0% and participation achieved as of June 2, 2026, on this contract is 44.78%; and,

WHEREAS, an extension to the original contract duration by 122 calendar days is requested to utilize existing remaining contract capacity, extending the contract date to October 3, 2026; and,

WHEREAS, under the provisions of the contract, SWBNO, with the contractor’s concurrence, reserves the right to renew the contract for an additional one-year period beyond the original term; and,

WHEREAS, SWBNO now also desires to execute the first contract renewal, in the amount of \$9,264,600.00, extending the contract from October 3, 2026 through October 2, 2027, based on anticipated receipt of funding sufficient to pay for that period; and,

NOW THEREFORE BE IT RESOLVED, by the Sewerage and Water Board of New Orleans, that the President or President Pro Tempore is hereby authorized to execute a contract amendment to extend contract CM25-005 to October 3, 2027, reflecting an extension of the original contract and exercise of the first contract renewal option, with a corresponding renewal amount of \$9,264,600000.

I, Randy E. Hayman, Esq. Executive Director,
Sewerage and Water Board of New Orleans,
do hereby certify that the above and foregoing
is a true and correct copy of a Resolution adopted
at the Regular Monthly Meeting of said Board,
duly called and held, according to law, on
June 17, 2026

Randy E. Hayman, Esq.
EXECUTIVE DIRECTOR
SEWERAGE AND WATER BOARD OF NEW ORLEANS

**Sewerage and Water Board of New Orleans
BOARD OF DIRECTORS CONTRACTOR FACT SHEET**



ACTION REQUESTED

Contract Renewal

CONTRACT RENEWAL: 001

Contract CM25-0005 Drainage Cleaning and Inspection Services: PC20250001514 Compliance EnviroSystems, LLC

Approval to modify Contract CM25-0005, between the Sewerage and Water Board and Compliance EnviroSystems, LLC, in the amount of \$9,264,600.00

CONTRACTOR/SUB/VENDOR INFORMATION

		DBE PARTICIPATION GOAL: 35.0%	
PRIME	SUBS	BID	ACTUAL (as of 6/2/26)
Compliance EnviroSystems, LLC	MOR Logistics & Environmental Services, LLC	18.00%	15.68%
	Blue Flash Sewer Service, Inc	18.00%	29.10%
	Professional Services	1.00%	0.00%
Total		37.00%	44.78%

Economically Disadvantaged Business Program Comments

DESCRIPTION AND PURPOSE

	Change Orders	Renewal	Totals
Original Contract Value			\$9,264,600.00
Previous Change Orders	\$0.00		\$0.00
% Change of Contract To Date	0.00%		0.00%
Value of Requested Change		\$9,264,600.00	\$9,264,600.00
% For This Change Order	0.00%		0.00%
Has a NTP been Issued	Yes		Yes
Total Revised Contract Value			\$18,529,200.00
% Total Change of Contract			100.00%
Original Contract Completion Date			6/3/2026
Previously Approved Extensions (Days)		122	122
Time Extension Requested (Days)		365	365
Proposed Contract Completion Date			10/3/2027

Purpose and Scope of the Contract:

This contract is a maintenance contract required in order to clean drain mains, manholes, catch basins and lateral connections as well as perform CCTV inspection as deemed necessary. This contract will be used to assess and clean drainage collection system throughout the Parish.

Reason for Change:

In Scope	Differing Site Condition	Regulatory Requirement
Design Change	Other <u>Contract Renewal</u>	

The reason for change is to provide a no-cost time extension of 122 days and obtain Renewal No. 1 to extend the contract's services for an additional year (365 days). This is required in order to continue to inspect and clean storm drain systems throughout Orleans Parish to

Spending to Date:

Cumulative Contract Amount (as of 6/3/2026)	\$9,264,600.00
Cumulative Contract Spending (as of 6/3/2026)	\$7,000,000.00

Contractor's Past Performance:

The contractor's performance has been satisfactory to date

PROCUREMENT INFORMATION

Contract Type	RFP	Award Based On	Scoring
Commodity	Non-professional Services	Contract Number	CM25-0005
Contractor Market	Request for Proposals (RFP) with DBE Participation		
Compliance with Procurement Laws?	Yes <input checked="" type="checkbox"/> No <input type="checkbox"/>	CMRC Date (if nec.) :	

BUDGET INFORMATION

Funding	O&M 0820/4408	Department	Drainage Networks
System	Drainage	Project Manager	Xavier Chavez-Reyes
Job Number		Purchase Order #	PC20250001514

ESTIMATED FUND SOURCE

User	Share%	Dollar Amount	Reimbursable?
Sewer System			
Water System			
Drainage System	100%	\$9,264,600.00	No
TOTAL		\$ 9,264,600.00	

I certify that this contract action complies with all Sewerage and Water Board procurement policies and guidance, ethics rules and meets necessary regulatory requirements, including compliance with financing sources.

PM Name: David Cappel, PE
PM Title: Director of Drainage Networks
Dept: Drainage Networks Department

CONTRACT 8171 RENEWAL NO. 02 – REPAVING OPEN CUTS IN STREETS, DRIVEWAYS, AND SIDEWALKS RESULTING FROM UNDERGROUND UTILITY REPAIRS BETWEEN THE SEWERAGE AND WATER BOARD OF NEW ORLEANS AND FLEMING CONSTRUCTION CO., LLC.

WHEREAS, the Sewerage and Water Board of New Orleans (“Board”) entered into Contract No. 8171 on May 9, 2024 (Resolution R-036-2024) with Fleming Construction Co., LLC in the amount of \$2,277,750.00; and,

WHEREAS, the base contract was for one year plus two one-year renewal periods, approved at the discretion of the “Board”; and,

WHEREAS, Change Order 1 (Resolution R-164-2024) was approved on December 18, 2024 in the amount of \$682,000.00 for additional quantity of work and no additional days; and,

WHEREAS, Change Order 2 (Resolution R-013-2025) was approved on January 22, 2025 in the amount of \$2,896,000.00 for additional quantity of work and no additional days; and,

WHEREAS, available funds were expended and the contractor was subsequently directed to stop work on June 4, 2025 until sufficient funding was available to issue the first renewal.

WHEREAS; Renewal No. 1 (Resolution R-006-2026) was approved on January 21, 2026 in the amount of \$2,277,750.00 for an additional 365 days covering the period of June 4, 2025 through June 4, 2026; and,

WHEREAS, the quantity of completed work is nearing the contract authority; and,

WHEREAS, the “Board” has no additional contracts currently available for the purpose of repaving; and,

WHEREAS, the “Board” desires to execute the second of two optional renewals for this contract facilitating the continuity of services for Contract 8171– Repaving Open Cuts in Driveways and Sidewalks Resulting from the Sewerage and Water Board of New Orleans Underground Utility Repairs; and,

WHEREAS, the quantity of unpaved service cuts have a negative impact on the quality of life for the New Orleans residents; and,

WHEREAS, the contractor’s additional completed pavement restorations will benefit the quality of life of New Orleans residents; and,

WHEREAS, the DBE participation for this project is 36.00% and the actual participation through May 29, 2026 is 74.62%; and,

WHEREAS, this second renewal in the amount of \$2,277,750.00 will extend the contract completion date for an additional 365 days bring the total contract amount to \$10,411,250.00, and funds for this project are included in the 2026 Operations and Maintenance Budget under Organizational and Object codes 6620/4409 and 6621/4407; and,

NOW, THEREFORE, BE IT RESOLVED, that the request of the Sewerage and Water Board to execute the second renewal of Contract 8171 - Repaving Open Cuts in Streets, Driveways, and Sidewalks Resulting from the Sewerage and Water Board Underground Utility Repairs is hereby approved.

I, Randy E. Hayman, Esq. Executive Director,
Sewerage and Water Board of New Orleans,
do hereby certify that the above and foregoing
is a true and correct copy of a Resolution adopted
at the Regular Monthly Meeting of said Board,
duly called and held, according to law, on
June 17, 2026.

Randy E. Hayman, Esq.
EXECUTIVE DIRECTOR
SEWERAGE AND WATER BOARD OF NEW ORLEANS

**Sewerage and Water Board of New Orleans
BOARD OF DIRECTORS CONTRACTOR FACT SHEET**



ACTION REQUESTED

CONTRACT 8171 RENEWAL #02

CONTRACT 8171 – REPAVING OPEN CUTS IN DRIVEWAYS AND SIDEWALKS RESULTING FROM THE REPAIR TO THE SEWERAGE AND WATER BOARD OF NEW ORLEANS UNDERGROUND UTILITIES.

Approval to renew contract 8171, between the Sewerage and Water Board and Fleming Construction Co., L.L.C. in the amount of \$2,277,750.00

CONTRACTOR/SUB/VENDOR INFORMATION

DBE PARTICIPATION GOAL: 36%			
PRIME	SUBS	TARGET	ACTUAL (as of 5/29/26)
Fleming Construction Co., L.L.C.	F.P. Richard Construction, LLC Dieudonne Enterprises, Inc.	19.80% 17.60%	23.61% 51.01%
Total		37.40%	74.62%

Economically Disadvantaged Business Program Comments

After award, scope of work shifted to emphasize Restoration Work, which prime contractor had assigned to DBE subcontractors

DESCRIPTION AND PURPOSE

	Change Orders	Renewal	Totals
Original Contract Value			\$2,277,750.00
Previous Change Orders	\$3,578,000.00	\$2,277,750.00	\$5,855,750.00
% Change of Contract To Date	257.08%		257.08%
Value of Requested Change		\$2,277,750.00	\$2,277,750.00
% For This Change Order			100.0%
<i>Has a NTP been Issued</i>			Yes
Total Revised Contract Value			\$10,411,250.00
% Total Change of Contract			357.08%
Original Contract Completion Date			6/4/2025
Previously Approved Extensions (Days)			365
Time Extension Requested (Days)			365
Proposed Contract Completion Date			6/4/2027

Purpose and Scope of the Contract:

Repaving open cuts in streets, driveways, and sidewalks resulting from the repair to the Sewerage and Water Board of New Orleans underground utilities.

Reason for Change:

Error/Omission <input type="checkbox"/>	Differing Site Condition <input type="checkbox"/>	Regulatory Requirement <input type="checkbox"/>
Design Change <input type="checkbox"/>	Other ___Renewal___ <input checked="" type="checkbox"/>	

The reason for this renewal is to allow the contractor, Fleming Construction Co., L.L.C., to complete additional aging work orders, in an effort to further reduce the paving backlog.

Spending to Date:

Cumulative Contract Amount (as of 5/26/2026)	\$8,133,500.00
Cumulative Contract Expenditures as of 5/26/2026	\$6,959,515.03

Contractor's Past Performance:

The contractor's performance has been satisfactory to date.

PROCUREMENT INFORMATION

Contract Type	Fixed Unit Rate	Award Based On	Lowest Competitive Bid
Commodity	Construction Services	Contract Number	8171
Contractor Market	Open Market with DBE participation		
Compliance with Procurement Laws?	Yes <input checked="" type="checkbox"/> No <input type="checkbox"/>	CMRC Date (if nec.):	

BUDGET INFORMATION

Funding	O&M 6620/4409 & 6621/4407	Department	Networks
System	Water & Sewer	Project Manager	Britton Husby
Job Number	N/A	Purchase Order #	202600511

ESTIMATED FUND SOURCE

User	Share%	Dollar Amount	Reimbursable?
Sewer System	30	\$683,325.00	No
Water System	70	\$1,594,425.00	No
Drainage System			
TOTAL	100	\$ 2,277,750.00	

I certify that this contract action complies with all Sewerage and Water Board procurement policies and guidance, ethics rules and meets necessary regulatory requirements, including compliance with financing sources.

Ashraf Abdelbaqi, P.E
Chief of Networks

AMENDMENT NO. 8 TO THE AGREEMENT BETWEEN THE SEWERAGE AND WATER BOARD OF NEW ORLEANS AND JACOBS ENGINEERING GROUP INC. FOR PROFESSIONAL SERVICES IN ENGINEERING SERVICES FOR POWER FREQUENCY CONVERTER AT CARROLLTON WATER PLANT.

WHEREAS, the Sewerage and Water Board of New Orleans (SWBNO) and Jacobs Engineering Group Inc. (Jacobs) are parties to a Professional Services Agreement dated September 20, 2020 (the “Agreement”), for the design and installation oversight of a medium voltage Static Frequency Converter (SFC) to be located at the Carrollton Water Plant (CWP) (the “Project”); and,

WHEREAS, the Project is being undertaken at the CWP to mitigate the expense of using boilers and steam turbine generators to maintain 25-cycle power levels required for drainage and potable water pumping facilities by using electrical utility power in conjunction with the SFC, and, under conditions where utility power is not the optimal choice, to allow SWBNO to use the SFC with the 60-cycle generation facilities to produce 25-cycle power required for use during such events; and,

WHEREAS, the Agreement provided for Jacobs to perform its services in three phases with specific deliverables for each phase; and,

WHEREAS, the Agreement provided for compensation only for services for Phase 1 of the Project, with compensation for Phase 1 at \$634,142.00, with the expectation that more specific Phase 2 and Phase 3 services and compensation therefore would be provided; and,

WHEREAS, a proposal for Phase 2 and Phase 3 services was submitted to SWBNO on January 25, 2021, with a compensation of \$2,448,638.00; and,

WHEREAS, pursuant to Resolution R-022-2021, the Board and Consultant executed Amendment No. 1, dated June 14, 2021, for an increase of \$2,448,638.00 to the original agreement; and,

WHEREAS, a proposal for additional Professional Liability Insurance (PLI) coverage was submitted to SWBNO on June 10, 2021, with a compensation of \$175,000.00 to raise the limit of PLI coverage to \$10 million aggregate and per claim; and,

WHEREAS, a proposal was submitted to SWBNO on January 28, 2021, requesting shared responsibility for the associated costs for the rebid of the original contract package, 1414, now contract 1417; and,

WHEREAS, on May 17, 2021, SWBNO responded to the proposal with a suggestion that the breakdown of a credit of 150 hours (\$32,708.00) to the SWBNO and an approval of 76 hours (\$16,572.00) be added to the Phase 2 scope for the SFC Design; and,

WHEREAS, on June 10, 2021, Jacobs responded to the proposal to SWBNO follow-up, accepting SWBNO's offer to share the cost, with a compensation of \$16,572.00; and,

WHEREAS, on February 22, 2022, Jacobs submitted a proposal to SWBNO with a compensation of \$4,606,025.00 for additional engineering services associated with SWBNO's procurement of two additional static frequency converters including support, coordination, civil/structural design, electrical/controls, construction, commissioning, integration support and project management for the additional units; and,

WHEREAS, Jacobs is the Engineer of Record for eleven of nineteen contracts presently identified as part of the West Power Complex program and associated with the installation and commissioning of the static frequency changers; and,

WHEREAS, on February 28, 2023, Jacobs submitted a proposal to SWBNO with a compensation amount of \$8,230,660.00 for the expansion of Phase 2 services (construction administration and commissioning/startup support) to include additional of staff to establish a Construction Management Office that will coordinate and manage the execution of multiple individual contracts / projects related to the West Power Complex Program through the end of 2025, and for additional Phase 2 design scope identified during the course of the design of the Jacobs-managed contracts associated with the West Power Complex; and,

WHEREAS, pursuant to Resolution R-025-2023, the Board and Consultant executed Amendment No. 5, dated August 24, 2023, for an increase of \$8,230,660.00 to the original agreement for a new total of \$16,111,037; and,

WHEREAS, on January 22, 2025, Jacobs submitted a proposal to SWBNO with a compensation of \$2,935,005.00 for additional scope of work through December 2025 for The Project and extensive contractor oversight and management of extended schedules, necessitating a level of effort beyond The Agreement; and,

WHEREAS, pursuant to Resolution R-024-2025, the Board and Consultant executed Amendment No. 6, dated August 24, 2023, for an increase of \$2,935,005.00 to the original agreement for a new total of \$19,046,042.00; and,

WHEREAS, on August 27, 2025, Jacobs submitted a proposal to SWBNO with a compensation of \$2,186,750.00 for additional scope of work, extensive contractor oversight, and management of extended schedules through April 30, 2026 for The Project; necessitating a level of effort beyond The Agreement; and,

WHEREAS, pursuant to Resolution R-136-2025, the Board and Consultant executed Amendment No. 7, dated September 17, 2025, for an increase of \$2,186,750.00 to the original agreement for a new total of \$21,232,792.00; and,

WHEREAS, on June 2, 2026, Jacobs submitted a proposal to SWBNO with a compensation of \$888,340.00 for extensive contractor oversight and management of extended schedules through August 31, 2026 for The Project; necessitating a level of effort beyond The Agreement; and,

NOW THEREFORE BE IT RESOLVED, that the President and/or President Pro-Tem of the Sewerage and Water Board of New Orleans, shall be authorized to execute an amendment to the Professional Services Agreement for Static Frequency Converter at the Carrollton Water Plant with Jacobs Engineering Group Inc. with a change in the contract value of \$888,340.00, for a new total value of \$22,121,132.00, extending the contract duration to August 31, 2026.

I, Randy E. Hayman, Esq. Executive Director,
Sewerage and Water Board of New Orleans,
do hereby certify that the above and foregoing
is a true and correct copy of a Resolution adopted
at the Regular Monthly Meeting of said Board,
duly called and held, according to law, on
June 17, 2026.

Randy E. Hayman, Esq.
EXECUTIVE DIRECTOR
SEWERAGE AND WATER BOARD OF NEW ORLEANS

**Sewerage and Water Board of New Orleans
BOARD OF DIRECTORS CONTRACTOR FACT SHEET**



ACTION REQUESTED

Contract Amendment

CONTRACT AMENDMENT 8

Agreement with Jacobs Engineering Group, Inc. for Engineering Services for Static Frequency Converters at Carrollton Water Plant

Approval to modify The Agreement, between the Sewerage and Water Board and Jacobs Engineering Group, Inc., in the amount of \$981,848.

CONTRACTOR/SUB/VENDOR INFORMATION

		DBE PARTICIPATION GOAL: 35.0%	
PRIME	SUBS	BID	ACTUAL (as of 6/2/26)
<i>Jacobs Engineering Group, Inc.</i>	<i>ILSI Engineering</i>	20.00%	3.00%
	<i>Infinity Engineering</i>	15.00%	4.00%
Total		35.00%	7.00%

Economically Disadvantaged Business Program Comments

Due to modifications to the original scope of work, the project did not achieve the targeted DBE goal.

DESCRIPTION AND PURPOSE

	Change Orders	Renewal	Totals
Original Contract Value			\$634,142.00
Previous Change Orders	\$20,598,650.00		\$20,598,650.00
% Change of Contract To Date	3248%		3248%
Value of Requested Change	\$888,340.00		\$888,340.00
% For This Change Order	140%		140%
<i>Has a NTP been Issued</i>	<i>Yes</i>		<i>Yes</i>
Total Revised Contract Value			\$22,121,132.00
% Total Change of Contract			3388%
Original Contract Completion Date			9/2/2021
Previously Approved Extensions (Days)			1701
Time Extension Requested (Days)			123
Proposed Contract Completion Date			8/31/2026

Purpose and Scope of the Contract:

To mitigate the expense of using boilers and steam turbine generators to maintain 25-cycle power levels required for drainage and potable water pumping facilities, the Board proposed to use Electrical Utility Power in conjunction with frequency converter. Additionally, under conditions where utility power is not the optimal choice, the Board will utilize the frequency converter with 60-cycle generation facilities to produce 25-cycle power required for use during such events. Jacobs is contracted to perform and provide professional engineering services for the design and installation of a medium voltage frequency converter to be located at the Carrollton Water Plant. The Agreement provides for Jacobs to provide professional engineering services in (3) three phases for the design and installation of a frequency converter, under which Jacobs was to provide design services and support procurement activities; provide construction administration and inspection services; and provide startup, commissioning, and closeout services related to three (3) construction contract packages.

Reason for Change:

In Scope	Differing Site Condition	Regulatory Requirement
Design Change	Other <input type="checkbox"/>	

Construction contracts extending longer than anticipated.

Spending to Date:

Cumulative Contract Amount (as of 4/24/2026)	\$21,232,792.00
Cumulative Contract Spending (as of 4/24/2026)	\$18,992,714.92

Contractor's Past Performance:

PROCUREMENT INFORMATION

Contract Type	Professional Services	Award Based On	Request for Qualifications
Commodity	Eng. Consulting Services	Contract Number	-
Contractor Market	Request for Qualifications		
Compliance with Procurement Laws?	Yes <input checked="" type="checkbox"/> No <input type="checkbox"/>	CMRC Date (if nec.):	5/26/2026

BUDGET INFORMATION

Funding	Fair Share	Department	Mech. Engineering
System	676-06	Project Manager	Jamie Rowe
Job Number	F0494XXX	Purchase Order #	PG20206000188

ESTIMATED FUND SOURCE

User	Share%	Dollar Amount	Reimbursable?
Fair Share	100%	\$ 981,848.00	Yes
TOTAL		\$ 981,848.00	

I certify that this contract action complies with all Sewerage and Water Board procurement policies and guidance, ethics rules and meets necessary regulatory requirements, including compliance with financing sources.

Jamie Rowe, PE
Engineering Division Manager
Civil & Mechanical Engineering

AMENDMENT NO. 7 TO THE AGREEMENT BETWEEN THE SEWERAGE AND WATER BOARD OF NEW ORLEANS AND JEI SOLUTIONS, INC. FOR SKILLED AND UNSKILLED LABOR FOR MAINTENANCE

WHEREAS, the Sewerage and Water Board of New Orleans (“Board”) and JEI Solutions, Inc. (“JEI”) are parties to a contract dated April 13, 2021 for JEI to provide the Board with Skilled and Unskilled Labor for Maintenance, for an initial term of one (1) year, with compensation not to exceed \$4,861,156.00 (the “Original Contract”); and

WHEREAS, the Original Contract provided for three (3) renewal options of one (1) year each; and

WHEREAS, pursuant to Resolution R-076-2022, adopted June 15, 2022, the Board exercised its first renewal option through May 31, 2023, by written Amendment to the Original Contract, dated December 27, 2022; and

WHEREAS, pursuant to Resolution R-060-2023, adopted April 19, 2023, the Board exercised its second renewal option through May 31, 2024, by written Amendment to the Original Contract, dated June 6, 2026; and

WHEREAS, pursuant to R-57-2024, adopted April 17, 2024, the Board exercised its third renewal option through May 31, 2025, by written Amendment to the Original Contract, dated May 20, 2024; and

WHEREAS, pursuant to Resolution R-073-2025, adopted June 25, 2025, the Board entered into an agreement to renew Contract 8164 on a month-to-month basis until December 31, 2025, by written Amendment to the Original Contract, dated July 15, 2025; and

WHEREAS, pursuant to Resolution R-167-2025; adopted December 17, 2025, the Board entered into an agreement to renew Contract 8164 on a month-to-month basis until April 1, 2026, by written Amendment to the Original Contract, dated January 12, 2026; and

WHEREAS, pursuant to Resolution R-022-2026; adopted March 18, 2026, the Board entered into an agreement to renew Contract 8164 on a month-to-month basis until July 1, 2026, by written Amendment to the Original Contract, dated April 13, 2026; and

WHEREAS, a Request for Proposals has been advertised, bids have been received, and the Selection Committee has concluded, with the award and execution awaiting Board approval and expected before the end of 2026; and

WHEREAS, the Board needs continuing services being provided by JEI through December 31, 2026, or earlier if, at such time a new contract for skilled and unskilled labor is in place; and

WHEREAS, JEI Solutions, Inc. has expressed its willingness to continue, has continued to perform and provide all services and perform all obligations under the Contract on a month-to-month basis, on the same terms and conditions, to accommodate the Board’s need for continued services pending the completion of the process for procurement of a new contract for such services;

NOW, THEREFORE BE IT RESOLVED, the President and/or Pro Tem of the Board is hereby authorized to execute on behalf of the Board a renewal of the Contract between the Board and JEI Solutions, Inc. on a month-to-month basis, through December 31, 2026, with an increase in compensation not to exceed \$3,125,000.00; on substantially the same terms and conditions as provided in the original contract.

I, Randy Hayman, Esq., Executive Director,
Sewerage and Water Board of New Orleans,
do hereby certify that the above and foregoing
is a true and correct copy of the Resolution adopted
at the Regular Monthly Meeting of said Board,
duly called and held, according to law, on
June 17, 2026

Randy Hayman, Esq.
EXECUTIVE DIRECTOR
SEWERAGE AND WATER BOARD OF NEW ORLEANS

**Sewerage and Water Board of New Orleans
BOARD OF DIRECTORS CONTRACTOR FACT SHEET**



ACTION REQUESTED

Amendment No. 7 | MONTH-TO-MONTH No. 4

Contract Number 8164 - Skilled and Unskilled Labor for Maintenance

Request authorization to modify Contract No. 8164 , between the Sewerage & Water Board of New Orleans and JEI Solutions, Inc., not to exceed \$3,125,000 on a month-to-month basis, for a max of six months or until December 31, 2026, until a new contract is in place.

CONTRACTOR/SUB/VENDOR INFORMATION

		DBE PARTICIPATION GOAL: 30.0%	
PRIME	SUBS	BID	ACTUAL (as of 05/27/26)
<i>JEI Solutions, Inc.</i>	<i>Clay Construction Group, LLC</i>	9.12%	0.00%
	<i>Jae's Plumbing & Construction, LLC</i>	9.04%	8.47%
	<i>PERC Enterprises, Inc.</i>	11.88%	13.96%
Total		30.04%	22.43%

Economically Disadvantaged Business Program Comments

Project is not currently meeting DBE subcontracting participation goal. Manpower is declining due contractor personnel who've elected to apply and be hired by SWBNO. The revised wages should correct for this.

DESCRIPTION AND PURPOSE

	Change Orders	Renewal	Totals
Original Contract Value			\$4,861,156.00
Previous Change Orders		\$18,483,468.00	\$18,483,468.00
% Change of Contract To Date		380.2%	380.2%
Value of Requested Change		\$3,125,000.00	\$3,125,000.00
% For This Change Order			64.3%
<i>Has a NTP been Issued</i>			<i>No</i>
Total Revised Contract Value			\$26,469,624.00
% Total Change of Contract			444.5%
Original Contract Completion Date			5/31/2025
Previously Approved Extensions (Days)		396	396
Time Extension Requested (Days)		182	183
Proposed Contract Completion Date			12/31/2026

Purpose and Scope of the Contract:

Furnishing skilled and unskilled labor for maintenance. The work this workforce performs is the preventative, regular, and emergency maintenance of critical SWBNO Operation Equipment.

Reason for Change:

In Scope	Differing Site Condition	Regulatory Requirement
Design Change	Other <u>Extension</u> X	

This contract is being extended on a month-to-month basis for a fourth time until December 31, 2026 until a new labor contract is successfully in place. We have concluded the Selection Committee process and are awaiting Board award and contract signing and anticipate having a new contract in place within the next few months.

Spending to Date:

Cumulative Contract Amount as of	12/31/2026	\$26,469,624.00
Cumulative Contract Spending as of	5/24/2026	\$12,976,577.83

Contractor's Past Performance:

The contractor's performance acceptably to date. While having difficulty with providing one title, we expect that with the addressed wage issues in the fall of 2025, fulfillment of this title will become easier.

PROCUREMENT INFORMATION

Contract Type	Public Bid	Award Based On	Lowest Competitive Bid
Commodity	Labor	Contract Number	8164
Contractor Market	Public Bid with DBE participation		
Compliance with Procurement Laws?	Yes X No	CMRC Date (if nec.):	

BUDGET INFORMATION

Funding	SWB - O&M 4260/3291	Department	Facility Maintenance
System	Combined	Project Manager	L. Bermuda
Job Number	N/A	Purchase Order #	PC202600098

ESTIMATED FUND SOURCE

User	Share%	Dollar Amount	Reimbursable?
Sewer System	33%	\$1,041,666.66	No.
Water System	33%	\$1,041,666.66	No.
Drainage System	33%	\$1,041,666.66	No.
TOTAL	100	\$ 3,125,000.00	

I certify that this contract action complies with all Sewerage and Water Board procurement policies and guidance, ethics rules and meets necessary regulatory requirements, including compliance with financing sources.

Department Head : Eric Mancuso, Sr.

PM Title: USSA, Chief of FM

Dept: Facility Maintenance

RATIFICATION OF CHANGE ORDER NO. 5 FOR CONTRACT 30230 – CARROLLTON BASIN NO. 2 SEWER REHABILITATION BETWEEN THE SEWERAGE AND WATER BOARD OF NEW ORLEANS AND BLD SERVICES, LLC.

WHEREAS, the Sewerage and Water Board of New Orleans advertised on October 20, 2023, according to public bid law, a Request for Bids for Contract 30230 – Carrollton Basin No. 2 Sewer Rehabilitation; and,

WHEREAS, Bids for contract 30230 were received on November 30, 2023; and these bids were evaluated, and the bid amounts were acceptable according to the Engineer's Opinion of Probable Cost; and,

WHEREAS, The responsible and responsive low bid was accepted, and the Contract was awarded to BLD Services, LLC in the amount of \$8,589,736.00 per R-137-2023; and,

WHEREAS, Change Order No. 1, per Resolution R-121-2024, added WIFIA clauses that pertain to American Iron and Steel, and Labor Laws and Standards that are required for receiving funding; and,

WHEREAS, Change Order No. 2, per Resolution R-101-2025, added \$116,433.97 and 105 days to the Contract. The additional 105 days were due to ongoing water leaks, permit delays, added sewer scope, and added scope of lead line replacements. Change Order No. 2 also added new items; X01 - Install Sewer Manhole 8'-10' Depth to rehabilitate the sewer line on 1000 Pine Street. Two additional manholes needed to be installed to reroute around a 20" water valve box protruding into the sewer line, X02 - water line investigations to determine the material of water connections behind the meter up to the private right-of-way, X03 - Sewer Point Repair Up To 12 Feet (18" At 10.1' - 12.0'), X04 - Air Spading; X05 - Root Pruning; X06 - Water Main Circle Clamp (20"); X07 - Exploratory Excavation; and,

WHEREAS, Change Order No. 3, per Resolution R-122-2025, reduced the Contract amount by \$5,000.00 and added 90 days to the Contract. The added days were for water leaks holding up restoration, right of entry delays, unforeseen surcharge due to other contractors in the area, and days lost to weather. The reduction in Contract amount was to correct an error in Change Order No. 2; and,

WHEREAS, Change Order No. 4, per Resolution R-017-2026, adds 150 days to the Contract duration due to water leaks on 7300 Cohn Street, added restoration on 2000 Audubon, and delays resulting from restoration being placed on hold to meet the sewer consent decree deadline in the surrounding area; and,

WHEREAS, Change Order No. 5, per Field Change Order No. 7, is the final reconciliation change order, adjusting bid item quantities to match the actual work performed and adding 67 days to the Contract duration due to delays associated with rerouting the sidewalk at 2114 Pine Street; and,

WHEREAS, Change Order No. 5, in the negative amount of \$526,623.06 or -6.13% of the original Contract value, brings the accumulated Contract change order total to negative \$415,189.09 or -4.83% of the original Contract value, bringing the new total Contract value to \$8,174,546.91 with a substantial completion date of May 11, 2026; and,

NOW THEREFORE BE IT RESOLVED, the ratification of Change Order No. 5 for Contract 30230 is hereby approved by the Sewerage and Water Board of New Orleans.

I, Randy E. Hayman, Esq. Executive Director,
Sewerage and Water Board of New Orleans,
do hereby certify that the above and foregoing
is a true and correct copy of a Resolution adopted
at the Regular Monthly Meeting of said Board,
duly called and held, according to law, on
June 17, 2026.

Randy E. Hayman, Esq.
EXECUTIVE DIRECTOR
SEWERAGE AND WATER BOARD OF NEW ORLEANS

**Sewerage and Water Board of New Orleans
BOARD OF DIRECTORS CONTRACTOR FACT SHEET**



ACTION REQUESTED

CONTRACT CHANGE ORDER: 005

Contract 30230 - Carrollton Basin No. 2 Sewer Rehabilitation

Approval to execute a change order between the Sewerage and Water Board and BLD Services, LLC, to reduce the contract amount by \$526,623.06 and extend the contract duration by 67 days.

CONTRACTOR/SUB/VENDOR INFORMATION

		DBE PARTICIPATION GOAL: 36%	
PRIME	SUBS	BID	ACTUAL (as of 05/27/26)
BLD Services	C&M Construction Group, Inc.	29.69%	46.90%
	Choice Supply Solutions, LLC	2.43%	1.17%
	Cooper Contracting Group, LLC	3.94%	7.32%
Total		36.06%	55.39%

Economically Disadvantaged Business Program Comments

Prime Contractor DBE participation exceeds participation goal of 36% due to higher than anticipated Restoration work

DESCRIPTION AND PURPOSE

	Change Orders	Renewal	Totals
Original Contract Value	\$8,589,736.00		\$8,589,736.00
Previous Change Orders	\$111,433.97		\$111,433.97
% Change of Contract To Date	1.30%		1.30%
Value of Requested Change	(\$526,623.06)		(\$526,623.06)
% For This Change Order	-6.13%		-6.13%
Has a NTP been Issued	Yes		Yes
Total Contract Value			\$8,174,546.91
% Total Change of Contract			-4.83%
Original Contract Completion Date			3/25/2025
Previously Approved Extensions (Days)	345		345
Time Extension Requested (Days)	67		67
Proposed Contract Completion Date			5/11/2026

Purpose and Scope of the Contract:

Contract 30230, as a part of the Carrollton Consent Decree from the EPA, consists of the rehabilitation of existing main line sanitary sewers via mainline cleaning and CCTV inspections, excavated point repairs, full length main line replacements, house connection service lateral replacements, full-length Cured-in-Place Pipe (CIPP) lining, service lateral Cured-in-Place Pipe (CIPP) lining and manhole rehabilitation. Work also includes associated interim and final pavement restoration.

Reason for Change:

Change In Scope <input checked="" type="checkbox"/>	Differing Site Condition <input checked="" type="checkbox"/>	Regulatory Requirement
Design Change <input checked="" type="checkbox"/>	Other _____	

Change Order 5 incorporates Field Change Order (FCO) 7 into the contract. FCO 7 is the final reconciliation change order, reducing the contract amount by \$526,623.06 adjusting bid item quantities to match actual work performed, and adding 67 days to the contract duration due to unforeseen conditions while rerouting the sidewalk at 2114 Pine Street.

Spending to Date:

Cumulative Contract Amount	\$8,174,546.91
Cumulative Contract Spending	\$8,174,546.91

Contractor's Past Performance:

BLD has an excellent work record for the Board.

PROCUREMENT INFORMATION

Contract Type	Base Bid	Award Based On	Lowest Competitive Bid
----------------------	----------	-----------------------	------------------------

Commodity	Public Works Construction	Contract Number	30230
Contractor Market	Public Bid		
Compliance with Procurement Laws?	Yes <input checked="" type="checkbox"/>	No <input type="checkbox"/>	CMRC Date (if nec.) :

BUDGET INFORMATION

Funding	317-11	Department	Network Engineering
System	Sewer	Project Manager	Owen Millehrer
Job Number	30230LDQ	Purchase Order #	PC2024 0001202

ESTIMATED FUND SOURCE

User	Share%	Dollar Amount	Reimbursable?
Sewer System		\$ (526,623.06)	
Water System			
Drainage System			
TOTAL		\$ (526,623.06)	

I certify that this contract action complies with all Sewerage and Water Board procurement policies and guidance, ethics rules and meets necessary regulatory requirements, including compliance with financing sources.

Owen Millehrer
Engineering Division Manager
Network Engineering

**AUTHORIZATION OF FINAL ACCEPTANCE FOR CONTRACT 1452 –
STRUCTURAL AND FILTER REHABILITATION IN SYCAMORE FILTER
GALLERY, PHASE 4 BETWEEN THE SEWERAGE AND WATER BOARD
OF NEW ORLEANS AND INDUSTRIAL & MECHANICAL
CONTRACTORS, LLC.**

WHEREAS, the Sewerage and Water Board of New Orleans advertised on April 5, 2024, according to public bid law, a Request for Bids for Contract 1452 – Sycamore Filter Gallery Structural and Filter Rehabilitation; and,

WHEREAS, Bids for contract 1452 were received on May 6, 2024; and these bids were evaluated, and the bid amounts were acceptable according to the Engineer’s Opinion of Probable Cost; and,

WHEREAS, The responsible and responsive low bid was accepted, and the Contract was awarded to Industrial & Mechanical Contractors, LLC in the amount of \$2,974,650.00 per R-016-2024; and,

WHEREAS, The DBE forecasted participation for this project was 20.0% and participation achieved on this contract was 23.92%; and,

WHEREAS, The final dollar amount of work performed changed the value of the contract by \$243,482.28 and extended the duration by 136 calendar days; and,

WHEREAS, the General Superintendent has recommended that the contract receive final acceptance; and,

NOW THEREFORE BE IT RESOLVED, by the Sewerage and Water Board of New Orleans, that the recommendation of the General Superintendent to reconcile and authorize final acceptance of Contract 1452 is hereby approved.

I, Randy E. Hayman, Esq. Executive Director,
Sewerage and Water Board of New Orleans,
do hereby certify that the above and foregoing
is a true and correct copy of a Resolution adopted
at the Regular Monthly Meeting of said Board,
duly called and held, according to law, on
June 17, 2026.

Randy E. Hayman, Esq.
EXECUTIVE DIRECTOR
SEWERAGE AND WATER BOARD OF NEW ORLEANS

**AUTHORIZATION OF FINAL ACCEPTANCE FOR CONTRACT 30230 –
CARROLLTON BASIN NO. 2 SEWER REHABILITATION BETWEEN THE
SEWERAGE AND WATER BOARD OF NEW ORLEANS AND BLD SERVICES,
LLC.**

WHEREAS, the Sewerage and Water Board of New Orleans advertised on October 20, 2023, according to public bid law, a Request for Bids for Contract 30230 – Carrollton Basin No. 2 Sewer Rehabilitation; and,

WHEREAS, Bids for contract 30230 were received on November 30, 2023; and these bids were evaluated, and the bid amounts were acceptable according to the Engineer’s Opinion of Probable Cost; and,

WHEREAS, The responsible and responsive low bid was accepted, and the Contract was awarded to BLD Services, LLC in the amount of \$8,589,736.00 per R-137-2023; and,

WHEREAS, The DBE forecasted participation for this project was 36.00% and participation achieved on this contract was 55.39%; and,

WHEREAS, The final dollar amount of work performed was \$8,174,546.91, decreasing the original contract amount by \$415,189.09 and extending the contract duration by 412 calendar days; and,

WHEREAS, the General Superintendent has recommended that the contract receive final acceptance; and,

NOW THEREFORE BE IT RESOLVED, by the Sewerage and Water Board of New Orleans, that the recommendation of the General Superintendent to reconcile and authorize final acceptance of Contract 30230 is hereby approved.

I, Randy E. Hayman, Esq. Executive Director,
Sewerage and Water Board of New Orleans,
do hereby certify that the above and foregoing
is a true and correct copy of a Resolution adopted
at the Regular Monthly Meeting of said Board,
duly called and held, according to law, on
June 17, 2026.

Randy E. Hayman, Esq.
EXECUTIVE DIRECTOR
SEWERAGE AND WATER BOARD OF NEW ORLEANS

AUTHORIZATION OF FINAL ACCEPTANCE FOR CONTRACT 30258 – CARROLLTON BASIN SEWER NO. 17 REHABILITATION BETWEEN THE SEWERAGE AND WATER BOARD OF NEW ORLEANS AND WALLACE C. DRENNAN.

WHEREAS, the Sewerage and Water Board of New Orleans advertised on October 27, 2024, according to public bid law, a Request for Bids for Contract 30258 – Carrollton Basin No. 17 Sewer Rehabilitation; and,

WHEREAS, Bids for contract 30258 were received on December 7, 2023; and these bids were evaluated, and the bid amounts were acceptable according to the Engineer’s Opinion of Probable Cost; and,

WHEREAS, The responsible and responsive low bid was accepted, and the Contract was awarded to Wallace C. Drennan, Inc. in the amount of \$5,388,534.00 per R-002-2024; and,

WHEREAS, The DBE forecasted participation for this project was 36.00% and participation achieved on this contract was 51.27%; and,

WHEREAS, The final dollar amount of work performed was \$7,421,381.09, increasing the original contract amount by \$2,032,847.09 and extending the contract duration by 286 calendar days; and,

WHEREAS, the General Superintendent has recommended that the contract receive final acceptance; and,

NOW THEREFORE BE IT RESOLVED, by the Sewerage and Water Board of New Orleans, that the recommendation of the General Superintendent to reconcile and authorize final acceptance of Contract 30258 is hereby approved.

I, Randy E. Hayman, Esq. Executive Director,
Sewerage and Water Board of New Orleans,
do hereby certify that the above and foregoing
is a true and correct copy of a Resolution adopted
at the Regular Monthly Meeting of said Board,
duly called and held, according to law, on
June 17, 2026.

Randy E. Hayman, Esq.
EXECUTIVE DIRECTOR
SEWERAGE AND WATER BOARD OF NEW ORLEANS

LEWIS, Edgar

From: Lou Resweber <lour@hgi-global.com>
Sent: Wednesday, June 3, 2026 5:50 AM
To: JP Morrell; Lesli Harris; 'freddie.king@nola.gov'; Eugene Green; Matthew Willard; Aimee McCarron; Jason Hughes
Cc: BROWN, Renelle; 'tmdomino@nola.gov'; 'leeann.moss@nola.gov'; Krystal D. Hendon; Amanda Rizzo; 'matthew.schoenberger@nola.gov'; Erin Spears; 'skirby@swbno.org'; 'candace.carmouche@nola.gov'; LEWIS, Edgar; KELLY, Nicole
Subject: (3 of 3) -- MONTHLY Report -- April 2026 -- SWBNO -- Sewerage & Water Board of New Orleans -- IDAAM -- Invoice Dispute, Appeals & Arbitration Management Program:
Attachments: (a-1) -- Total Credits -- by Month -- 2026.png; (a-2) -- Total Credits -- by Month -- 2026.xlsx; (b) -- Call Volumes -- & Other Services Provided by HGI -- (daily report) -- all months 2026.xlsx; (c) -- May 2026 -- Monthly Report -- Executive Summary -- Data Spreadsheet.xlsx

=====
===== EXTERNAL EMAIL | USE CARE WITH LINKS AND ATTACHMENTS =====
=====

(✓) -- **MONTHLY Report -- May 2026 -- HGI Global -- for SWBNO -- Sewerage & Water Board of New Orleans -- IDAAM -- Invoice Dispute, Appeals & Arbitration Management Program:**

**To The City Council
of The City of New Orleans
& the Sewerage & Water Board of New Orleans (SWBNO)**

Good Morning --

I trust you have been receiving our **DAILY** reports and **WEEKLY** recaps of our efforts on behalf of the **Sewerage & Water Board of New Orleans** (SWBNO).

With that said, I would also like to provide you with this **MONTHLY** summation of the professional services being provided by **HGI Global • Hammerman & Gainer** (HGI) on behalf of SWBNO.

If you have any questions, whatsoever, please do not hesitate to reach out to me.

My contact information is listed below.

• Total Credits Issued:

For the month of May, 2026, a total of **\$726,190** in credits were issued to sewerage and water customers in the City of New Orleans.

This is consistent with the five (5) month average of **\$777,478** in credits issued for erroneous invoices and other mitigations.

This brings the total amount to more than **\$3.8 million** for the year-to-date (first five months) of 2026.

2nd Qtr	\$ 726,190.62	total customer credits issued in May, 2026
	+ 737,336.83	total customer credits issued in April, 2026
1st Qtr	+ 1,054,718.16	total customer credits issued in March, 2026
	+ 732,396.27	total customer credits issued in February, 2026
	+ 636,752.25	total customer credits issued in January, 2026
	= 3,887,394.13	total credits issued Year to Date in 2026
avg:	777,478.83	• average / month (for 5 months year-to-date)

For more detailed information, please see the attached data sheet.

• Call Volumes & Other Services Provided by HGI Global:

This amount of credits issues correlates, to some extent, with the amount of customer calls managed by our Call Center Team here at HGI.

In the month of May, call volumes continue to be accelerated compared the same time period last year.

Indeed -- over the twenty (20) working days of May -- our Call Center Team at HGI professionally managed:

- an average of **152** inbound calls from SWBNO customers per day,

- along with approximately **61** outbound (follow up / customer response) calls each day.

For your further review, daily statistical details (and averages) are included in the attached report.

• Reasons for the Increases:

Based on our analysis, we attribute these increases to the fact that we are continuing to field a wider range of customer service calls, including:

- standard invoice dispute and appeals calls,
- calls regarding a wider scope of (non-dispute / non-appeals) matters,
- calls forwarded directly by SWBNO customer service staff to our professionally-manned, 13-person HGI Call Center,
- and calls from customers who are opting to speak to a live person at HGI (rather than leave a voice message on the SWBNO phone system).

A breakdown of the categories of professional services provided by HGI Global can be found in the corresponding Daily Report.

Once you have had an opportunity to review these statistics, please let me know if you have any questions.

With warmest regards,

-- Lou

Louis J. Resweber

Program Director

IDAAM • Invoice Dispute, Appeals & Arbitration Management Program

on behalf of SWBNO • Sewerage & Water Board of New Orleans

Chief Executive Officer

HGI Global, Inc. • Hammerman & Gainer, LLC.

3201 General DeGaulle Drive • Suite 207 • New Orleans, LA • 70114

website: www.hgi-global.com

email: lour@hgi-global.com

office: (504) 681-6135

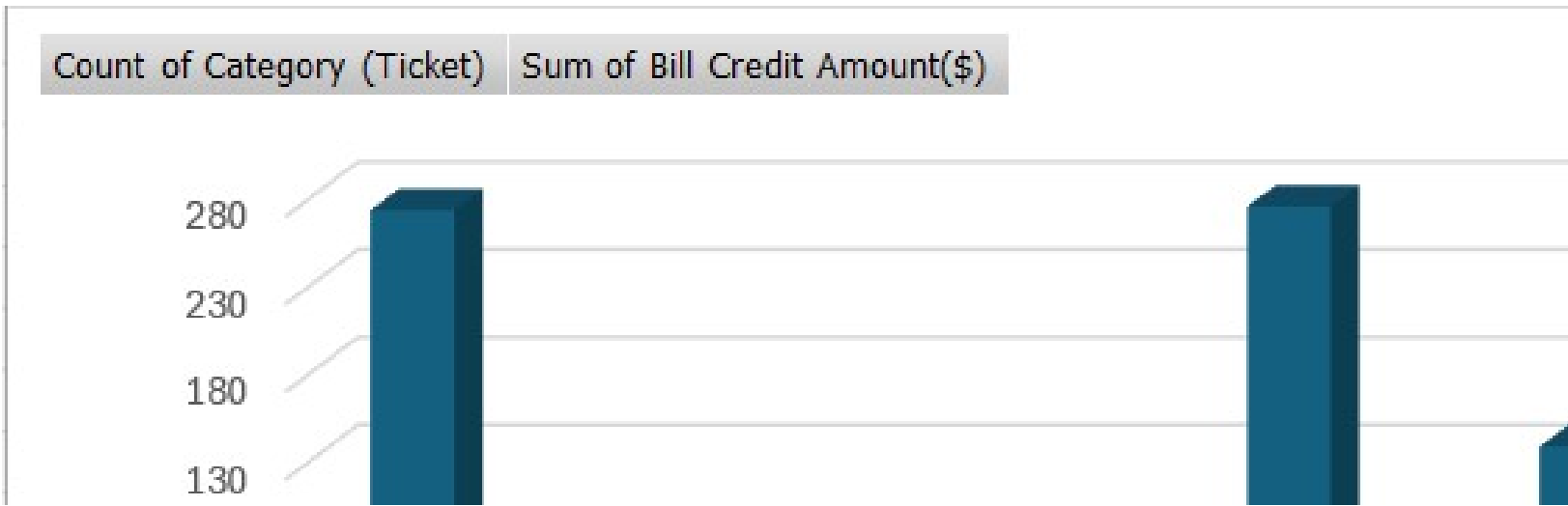
cell: (225) 413-6392



• Invoice Credit Amounts -- By Category:

Category (Ticket)	Data
Anomalous Billing	Count of Ca
Board or Contractor Error	
Defects	
Denied / Customer Responsibility	

• Invoice Credit Amounts -- Breakdown by Category:



• Invoice Credit Amounts -- By Category:

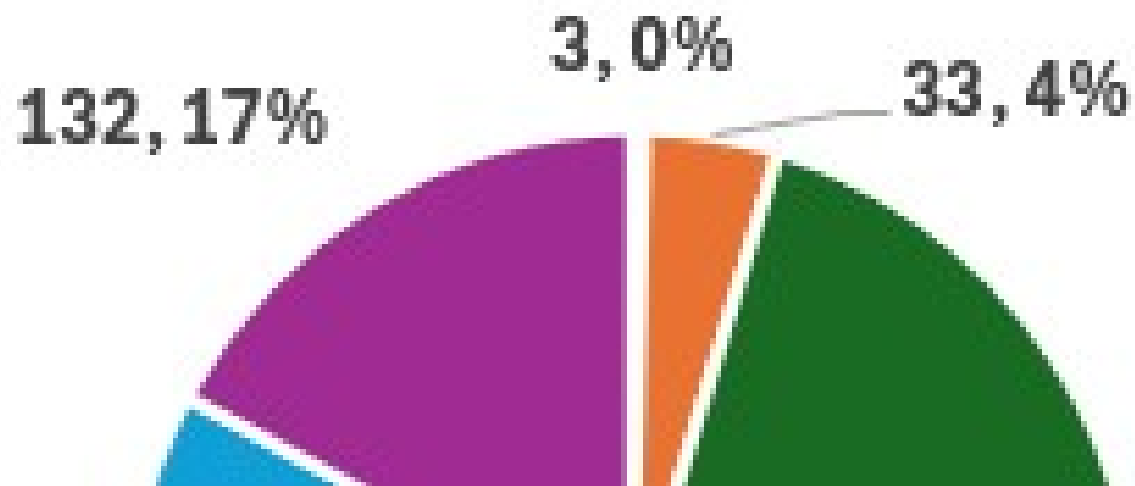
Status (Ticket)	Data
Arbitration Cancelled	Count of S
Arbitration Complete	
Credit Created	

• Invoice Credit Amounts -- Breakdown By Status:

Count of Status (Ticket)

Sum of Bill Credit Amount

Count of St



• Invoice Credit Amounts -- By District:

Data	
District	Count of District
A	164
B	174

• Invoice Credit Amounts -- Breakdown by District:

Count of District

Sum of Bill Credit Amount(\$)

Count of

103, 13%



Kind regards,

Taylor Holliday
Case Manager, New Orleans City Council Sewerage and Water Board Invoice Dispute Program
HGI Global • Hammerman & Gainer, LLC
Direct: (504) 613-6117 ext: 59779

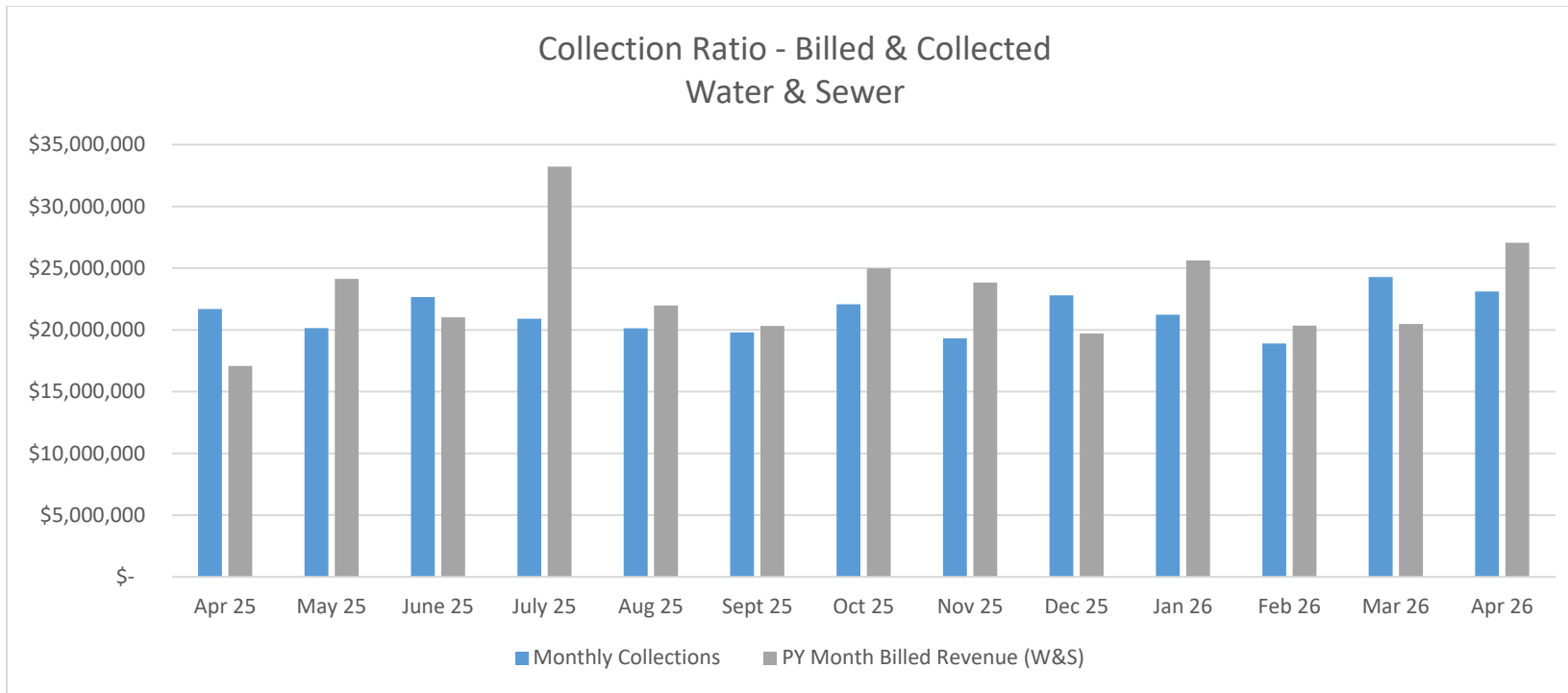
EXECUTIVE SUMMARY – April 2026 – Preliminary

A summary analysis of the financial results and other performance goals follows for discussion purposes.

All Systems - FY2026	April	April	Variance		April	April	Variance	
(in millions)	<u>MTD Actual</u>	<u>MTD Budget</u>	<u>MTD</u>		<u>YTD Actual</u>	<u>YTD Budget</u>	<u>YTD</u>	<u>Annual Budget</u>
Operating Revenues	\$17.9	\$23.2	(\$5.3)		\$86.0	\$92.7	(\$6.66)	\$288.1
Drainage Taxes	\$7.9	\$22.7	(\$14.9)		\$64.1	\$48.4	\$15.7	\$73.3
Other Income	\$0.1	\$1.4	(\$1.4)		\$0.8	\$5.8	(\$5.0)	\$8.1
Operating Expenditures					\$80.3	\$132.5	(\$52.2)	\$381.7
Interest Expense	\$0.9	\$1.5	\$0.6		\$2.3	\$6.1	(\$3.8)	\$18.0

Billing & Collections Statistics

		Monthly Historical Monthly Averages FY2019- FY2025 Water and Sewer			Month	2026	Variance
			Historical Rank				
Q1	January	\$19,699,454	10	January	\$21,226,603	\$	1,527,149
Q1	February	\$19,272,262	12	February	\$18,900,179	\$	(372,083)
Q1	March	\$21,678,685	3	March	\$24,275,013	\$	2,596,327
Q2	April	\$19,892,633	9	April	\$23,104,006	\$	3,211,373
Q2	May	\$20,982,767	6	May	\$21,096,707	\$	113,941
Q2	June	\$20,079,736	7	June	-		
Q3	July	\$21,840,584	2	July	-		
Q3	August	\$21,574,172	4	August	-		
Q3	September	\$19,950,652	8	September	-		
Q4	October	\$22,068,461	1	October	-		
Q4	November	\$19,647,067	11	November	-		
Q4	December	\$21,143,889	5	December	-		



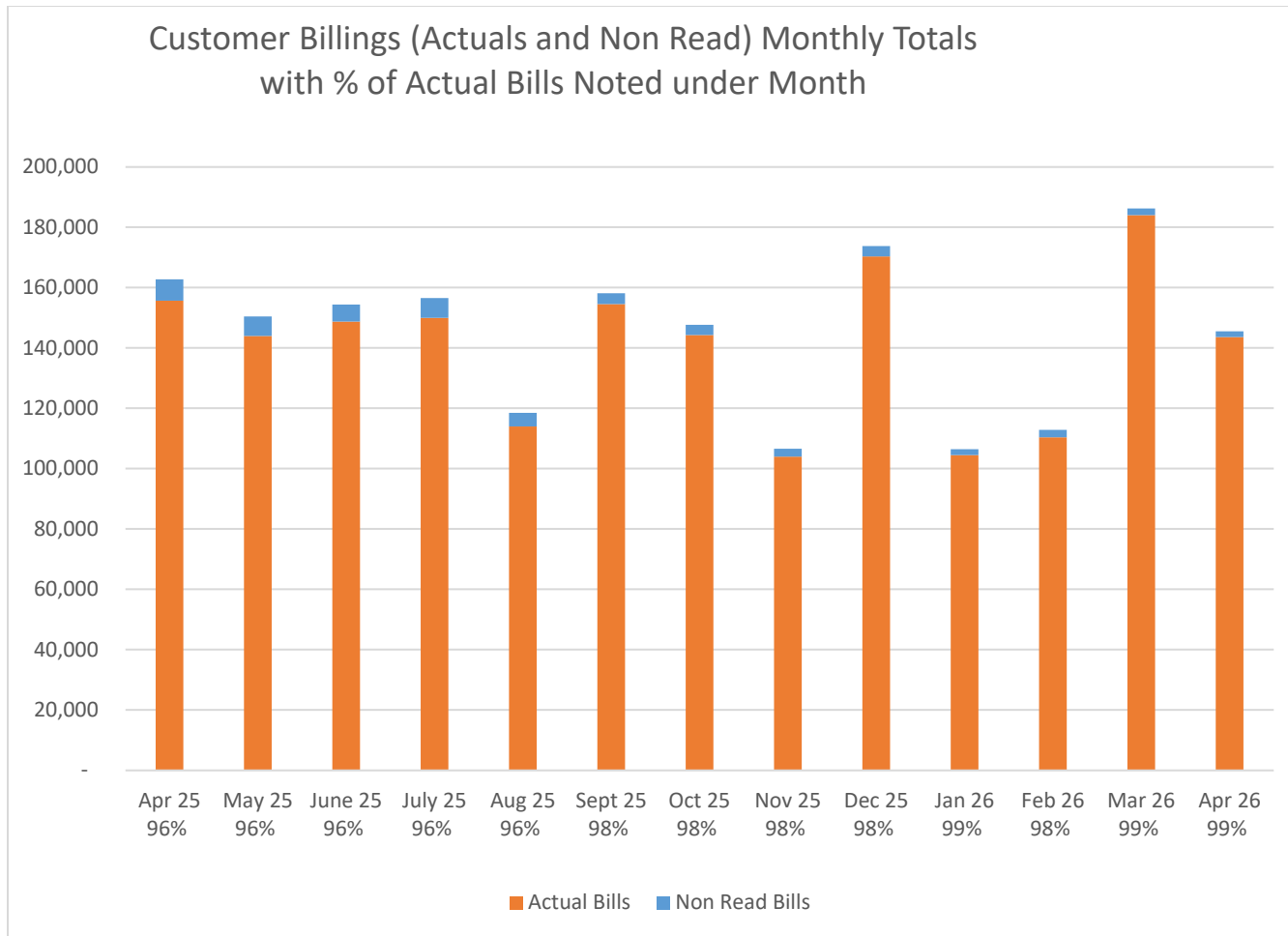
*The Collection Ratio¹ for the last 12 months ended April 2026 and April 2025 approximates 14% and 2%, respectively.

**July 2025 prior month billed revenue (June) reflected adjustments for six months of significantly aged customer credits issued to customers.

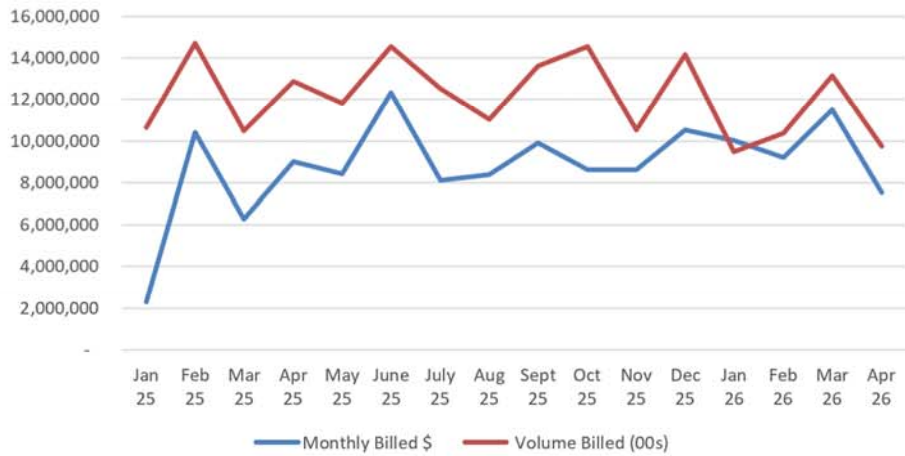
¹ - Collection Ratio equals [1-comparison of monthly billed to collected] over the past 12 months

Monthly Bill Counts

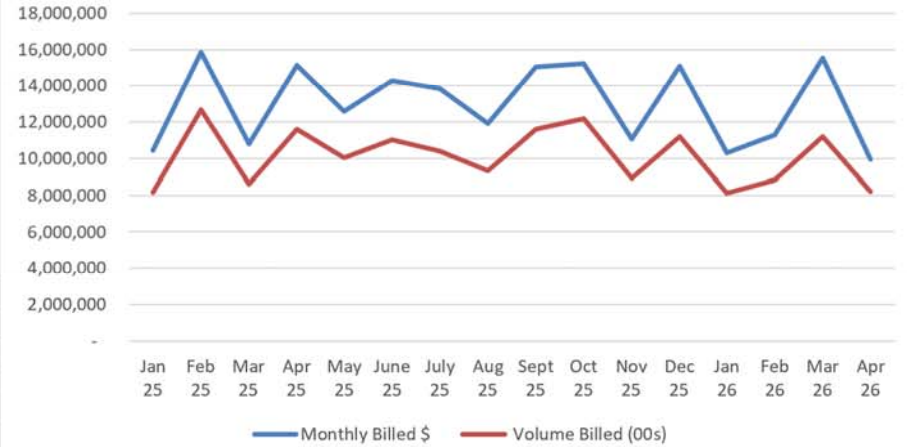
Bills Issued Count	April	March	February	January	December	November	October	September
Estimated	1,932	2,209	2,457	1,963	3,437	2,611	3,340	3,619
Non Estimated	141,654	183,981	108,634	104,465	170,293	103,590	144,285	154,508
	143,586	186,190	111,091	106,428	173,730	106,201	147,625	158,127
Details of Non Read								
	April	March	February	January	December	November	October	September
Unable to Locate	116	119	150	156	156	156	264	273
Unable to Reach Mechanical Meter	1,576	1,746	2,075	1,567	3,055	2,236	2,832	2,629
Smart Meters not yet able to communicate	240	344	232	240	226	219	244	717
	1,932	2,209	2,457	1,963	3,437	2,611	3,340	3,619
	1%	1%	2%	2%	2%	2%	2%	2%



Billed Revenue and Billed Volume - Water



Billed Revenue and Billed Volume - Sewer



HGI Invoice Dispute Program Managed by City Council (CURO)

HGI Credits reported to City Council - CURO						Monthly CSM Activity ¹		
Per mo. Avg	Year	Month	Credit Cases	Created Date Amount	"No Credit" Cases	Customer Credits	Issued Amount	Month
\$2,144,748	2024	September	617	\$2,144,748				
\$5,974,266	2024	October	2,322	\$5,974,266				
\$6,142,793	2024	November	2,376	\$6,142,793				
\$5,983,334	2024	December	2,385	\$5,983,334				
FY25 Per Mo Avg.						3,400	\$2,584,367	Feb
						2,316	\$3,505,358	Mar
\$1,478,627	2025	Q1 thru 3.31	2,252	\$4,435,882	1,419	2,994	\$2,899,437	April
						6,768	\$3,218,786	May
\$1,065,414	2025	Q2 to date 7.4	2,894	\$3,196,241	989	2,109	\$1,806,053	June
						2,694	\$1,467,867	July
\$463,283	2025	Q3 to date 10.1	909	\$1,389,848	1,245	2,141	\$1,487,235	August
						2,682	\$1,768,397	September
						1,715	\$2,283,863	October
\$572,672	2025	Q4 to date 12.31	946	\$1,718,015	1165	1,181	\$1,433,566	November
						1,349	\$1,667,517	December
FY26						1,371	\$1,439,269	January
		January	392	\$ 1,147,848	612	1,021	\$1,448,184	February
Q1 Avg.		February	212	\$ 679,296	376	1,082	\$1,551,477	March
\$960,621		March	440	\$ 1,054,718	461	1,156	\$1,466,797	April
		April	431	\$ 737,337	347			
		May	328	\$ 726,191	273			May

¹ - Inclusive of HGI and other credit activity processed during the month (Promise pay late fee waivers, proactive leak adjustments, etc.)

Customer Receivables – Water and Sewer

Total Receivables Breakdown - April 2026 Preliminary

\$	34,323,585	open invoice aged < 60 days
\$	61,292,037	open invoice aged > 60 days
\$	31,123,684	closed accounts
\$	<u>126,739,307</u>	Customer Receivables
\$	(73,506,486)	less allowance for doubtful accounts
\$	<u>53,232,821</u>	Customer Receivables, net of allowance

CUSTOMER ACCOUNT PAST Due 60+ days REPORT

As of April 30, 2026

	DELINQUENT ACTIVE ACCOUNTS*	PAST DUE \$ AMOUNT (60+ DAYS)	\$ CHANGE FROM PRIOR MONTH	% CHANGE FROM PRIOR MONTH
Residential	20,656	39,203,838	(185,576)	0%
Multi-Family	743	5,813,782	100,942	2%
Commercial	1,467	16,274,417	(346,965)	-2%
TOTALS	22,866	\$61,292,037	(\$431,599)	-1%

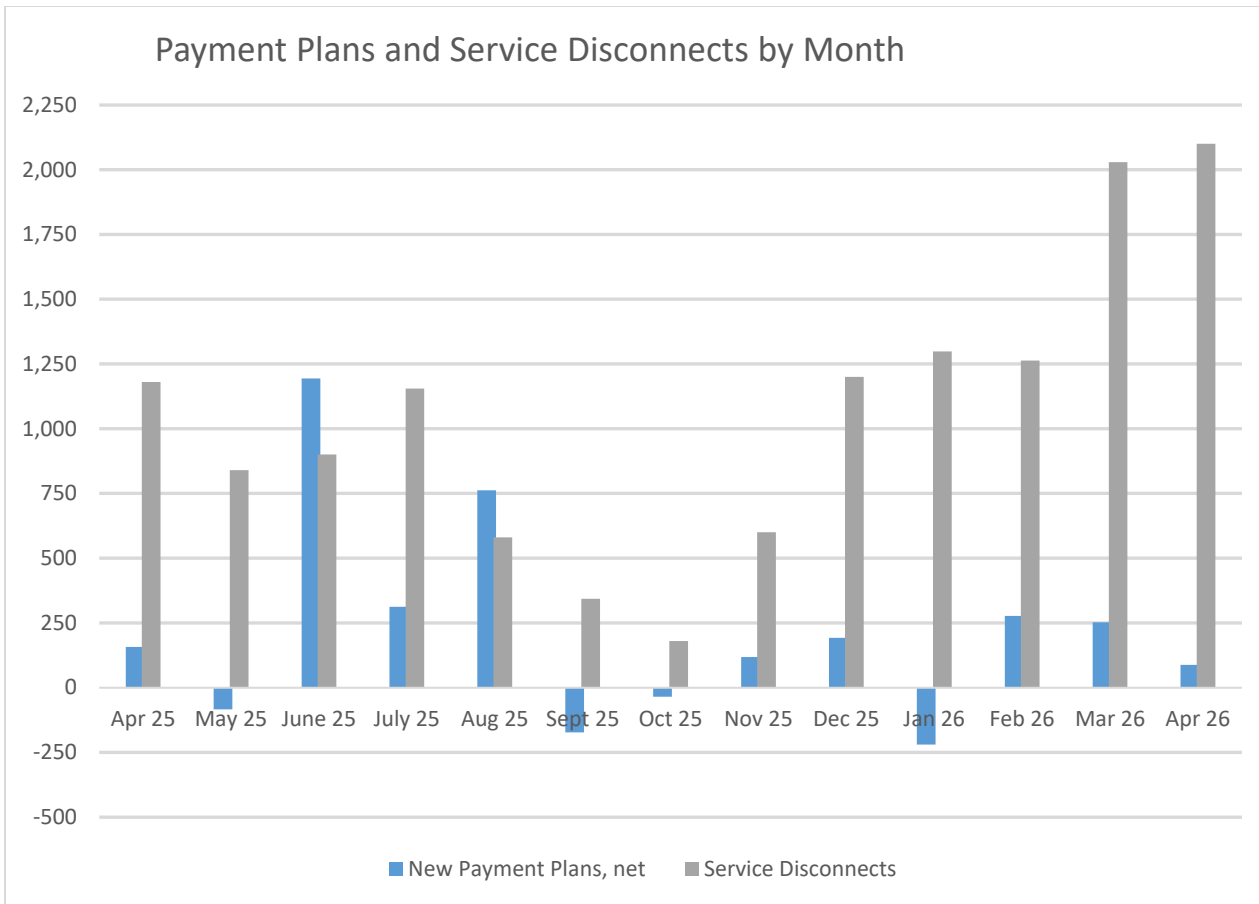
16,458 customers of 22,866 on active installment plans
72%

SWBNO MONTHLY FINANCIAL REPORT

Aged > 60 Days Past Due Balances by Size											
	>\$50 and <\$500	Meter count	Promise Pay		> \$500 - <\$1,500	Meter count	Promise Pay		> \$1,500 < \$2,500	Meter count	Promise Pay
Residential	\$ 1,549,338	6,743	3,472		\$ 5,600,327	5,950	4,916		\$ 6,201,164	3,165	2,859
Multi-Family	\$ 35,429	145	49		\$ 144,790	154	77		\$ 176,208	93	60
Commercial	\$ 78,882	341	59		\$ 259,896	283	95		\$ 334,497	171	84
Total	\$ 1,663,649	7,229	3,580		\$ 6,005,013	6,387	5,088		\$ 6,711,869	3,429	3,003
			50%				80%				88%

***April 2025 10,029 meters past due 60 days in" >\$50 and <\$500" compared to 7,229 meters in April 2026 (28% improvement)**

>\$2500	Meter count	Promise Pay	Total	Meter count	Promise Pay
\$ 25,853,009	4,798	4,345	\$ 39,203,838	20,656	15,592
\$ 5,457,355	351	140	\$ 5,813,782	743	326
\$ 15,601,142	672	302	\$ 16,274,417	1,467	540
\$ 46,911,505	5,821	4,787	\$ 61,292,037	22,866	16,458
		82%			72%



Monthly Financial Dashboard

	April 30, 2026			April 30, 2025		
	Water	Sewer	Drainage	Water	Sewer	Drainage
1 Operating Revenues	\$7,532,573	\$9,951,335		\$10,289,583	\$13,845,379	
2 Revenues per Active account	\$55	\$72		\$74	\$100	
3 Cash Collections	\$9,435,432	\$13,668,574		\$8,627,327	\$13,067,010	
4 Drainage Tax & Other revenues			\$7,875,897			\$47,572,262
5 Cash, Cash Equivalents and Funds on Deposit	\$44,782,117	\$70,802,191	\$25,496,567	\$45,140,871	\$52,704,783	\$51,544,474
Liquidity						
6 Days cash on hand (>90 days required)	155	232	n/a	150 ¹	174 ¹	n/a ¹ - as of last month
Leverage						
7 Budgeted Debt Service Coverage (>1.25 required)	1.72	2.17	n/a	2.51 ²	2.87 ²	n/a
Receivables						
8 Customer Receivables, net of allowance		<u>Water / Sewer</u> \$53,232,821			<u>Water / Sewer</u> \$39,758,281	² ² - as of 2024 ACFR
9 Active Customer Receivables past due > 60 Days		\$61,292,037			\$65,936,781	
10 Average Customer Balance past due >60 Days		\$2,680			\$2,578	
11 Uncollected Ratio (1-(cash collections/revenues)) - last 12 mos		14.0%			2.0%	
12 Total Number of Active Accounts		137,830			138,309	
13 Total Number of Delinquent Active Accounts		22,866			25,577	
14 Total Number of New Payment Plans, net		88			157	
15 Total Number of Disconnect Notices Sent		4,739			5,501	
16 Total Number of Disconnects		2,100			1,180	

SWBNO MONTHLY FINANCIAL REPORT

Debt Obligations

April 30, 2026

	Water	Sewer	Drainage	Total
Debt Outstanding:				
Revenue Bonds*	\$ 194,660,000	\$ 238,120,000	\$ 19,065,000	\$ 432,780,000
Limited Tax Bonds			\$ 19,065,000	\$ 19,065,000
EPA WIFIA Bond*		\$ 194,879,443		\$ 194,879,443
LDH SRF Loan	3,406,377			\$ 3,406,377
DEQ SRF Loans*		\$ 52,883,741		\$ 52,883,741
GoZone Loan		\$ 21,502,126		\$ 21,502,126
Total Debt Outstanding	\$ 198,066,377	\$ 507,385,311	\$ 19,065,000	\$ 724,516,688
Southeast Louisiana Project liability			\$ 160,546,382	
Available Borrowed Funds:				
Unspent Bond Proceeds ⁽¹⁾	\$ 237,693	\$ 3,895,452	\$ 995,835	\$ 5,128,980
Available Undrawn EPA WIFIA Bond		\$ 80,120,557		\$ 80,120,557
Available Undrawn DEQ SRF Loans		\$ 47,508,408		\$ 47,508,408
Available Undrawn LDH SRF Loans	\$ 85,399,598			\$ 85,399,598
Total Available Borrowed Funds	\$ 85,637,291	\$ 131,524,417	\$ 995,835	\$ 218,157,543

(1) As reported by Board of Liquidation, City Debt
* Included in Debt Service Coverage Tests

Capital Improvement Plan (CIP)

Capital Appropriations and Disbursements						
April 2026						
	Monthly Disbursements	YTD	Monthly Appropriations	YTD	Annual Capital Budget	
Water	\$ 5,437,036	\$ 15,433,620	\$ 3,592,380	\$ 7,184,759	\$ 99,466,542	
Sewer	\$ 3,461,217	\$ 30,444,451	\$ 11,352,457	\$ 22,704,915	\$ 162,831,645	
Drainage	\$ 2,101,228	\$ 12,510,671	\$ 4,925,283	\$ 9,850,567	\$ 97,598,395	
Total	\$ 10,999,481	\$ 58,388,742	\$ 19,870,120	\$ 39,740,241	\$ 359,896,582	
pending funding sources					\$ 108,931,088	

Federal Grant/Funding Status

FEDERAL GRANT/FUNDING STATUS (As of 4/30/2026)					Monthly Reimbursements
	Obligated	Expended	Reimbursed	Completion	
Hurricane PA Projects	\$ 623,495,599	\$ 581,503,344	\$ 588,191,294	94%	\$ 145,772
HMGP Projects	\$ 187,771,769	\$ 224,910,640	\$ 182,846,249	97%	\$ 710,449
JIRR Projects	\$ 268,448,968	\$ 254,208,377	\$ 225,970,288	84%	\$ 2,521,872
Total	\$ 1,079,716,336	\$ 1,060,622,361	\$ 997,007,831		\$ 3,378,093

Minor Drainage Consolidation Revenue Update

City of New Orleans and SWBNO

January 1, 2025, Transfer Agreement - Minor Drainage System

Transfer and Consolidation Pursuant to Acts 783 and 103 of 2024

Estimated FY2025	Actual FY2025	Estimated FY2026	FY26 thru March 2026	
\$5,220,088	-	4,000,000	3,374,786	Total Traffic Camera Revenue**
\$5,000,000	-	-	-	Special Annual Allocation- Ordinance 34609
\$3,713,220	\$3,713,220	-	-	ARPA - 1 Time contribution
\$5,000,000	\$5,769,242	6,000,000	1,295,344	Infrastructure Maintenance Fund - former 25% DPW Share
\$18,933,308	\$9,482,462	\$10,000,000	4,670,130	

**June 2024 to Dec 2025 net collected fees by CNO (wired April 2026)

Joint Infrastructure with City (5/20/2026)

Cooperative Endeavor Agreements (CEAs)

Max Pave - \$3.6

o 4-year payment plan proposed to the City

Other Bond Projects \$15.7

o Reconciliation stages with DPW; approximately 20 City led project dating back 10+ years

JIRR (Joint Infrastructure Roads Recovery)

o Project Worksheet (PW) 21031 Grant Funding and Sewer Financing – \$11.6

o Project Worksheet 21032 Grant Funding (City of New Orleans) \$39.0

 New invoices under review \$4.8

Total Joint Infrastructure – tracked via PDU Dashboard \$74.7

*City paving costs (FEMA JIRR) paid from Sewer not reflected above

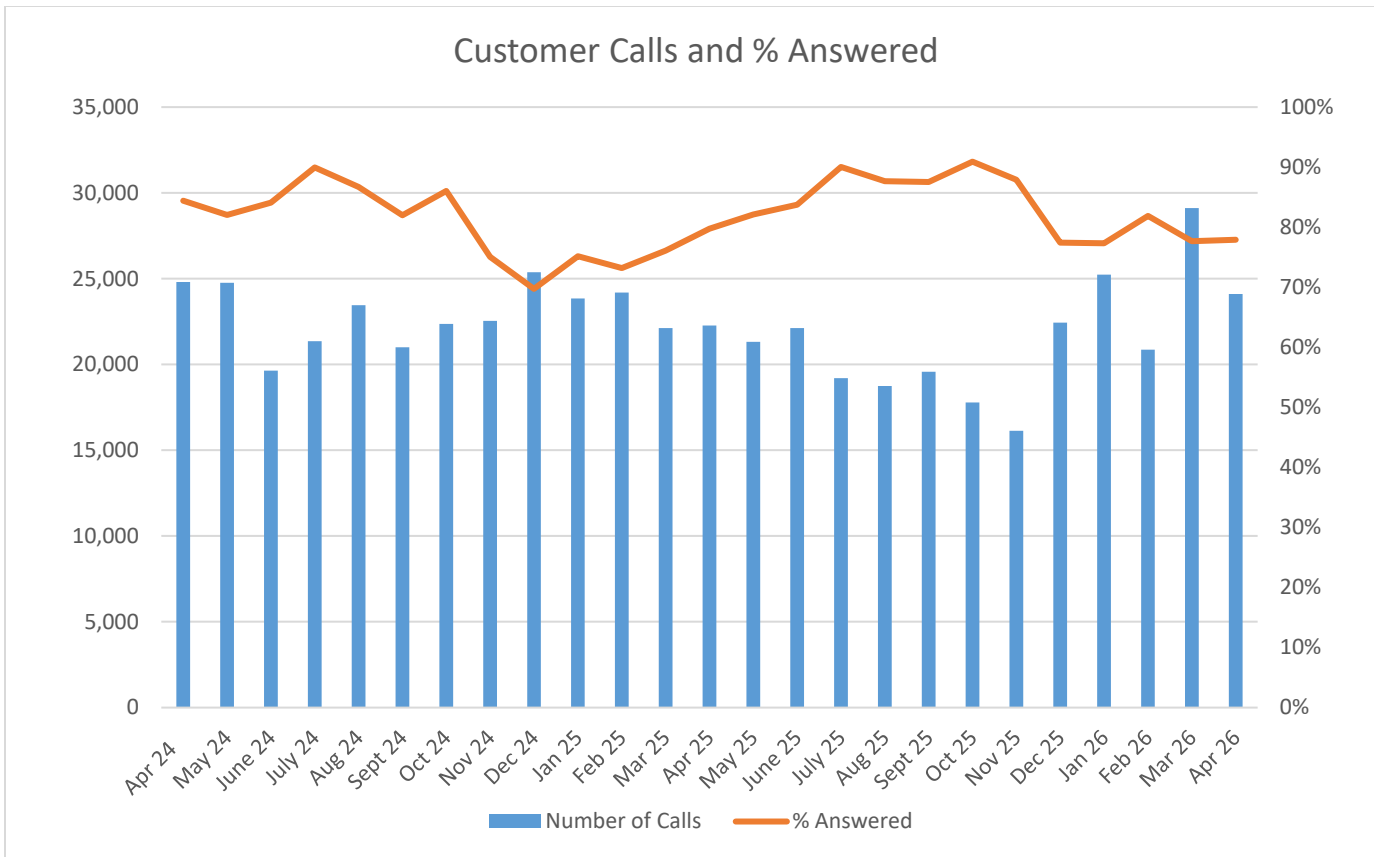
SWBNO payments to CNO in March April 2026 - **\$4.5m and \$4.6m, respectively;**

SWBNO payments Oct 2025 – April 2026 - **\$28.5m** to the City;

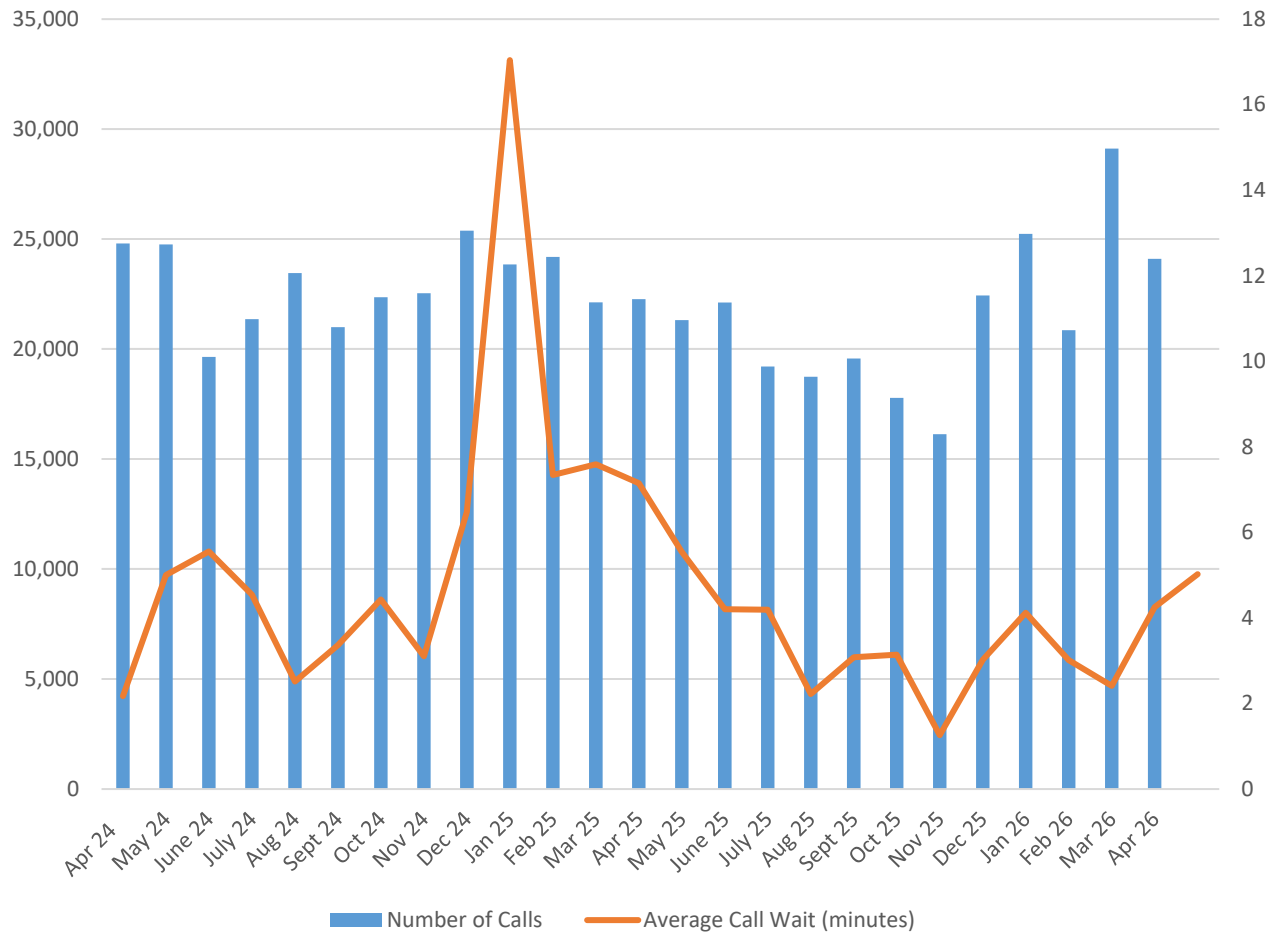
SWBNO payments Inception (JIRR) to March 2026 - **\$256.4m** to the City.

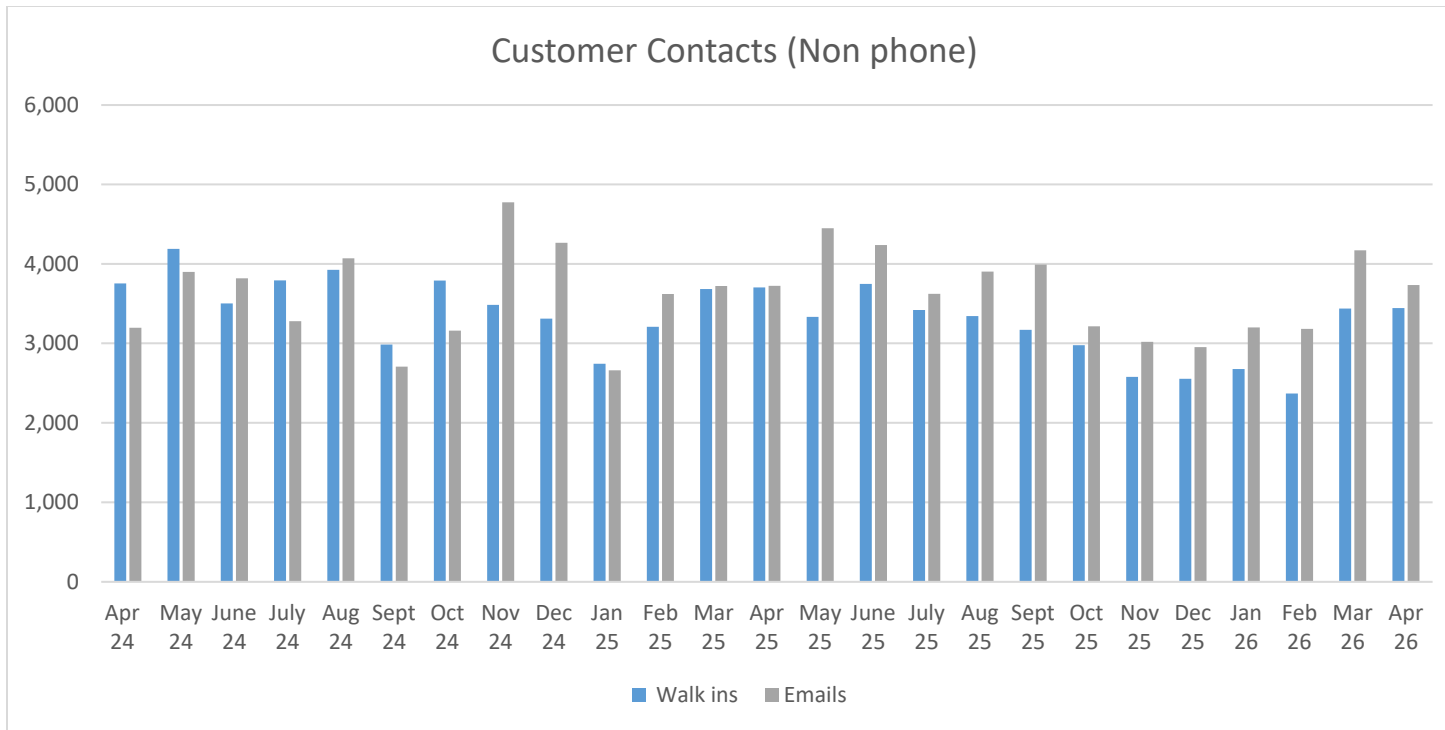
Customer Experience

	Calls Received	Calls Answered	Calls Dropped	% Answered	Average Wait Time	Integrated Voice Response	Walk-In Customers	E-mails Received	Total Customers Served
2025 January	23,843	17,916	5,926	75%	7.34	22,840	2,743	2,661	46,160
February	24,187	17,700	6,487	73%	7.59	23,412	3,207	3,620	47,939
March	22,120	16,829	5,291	76%	7.15	23,264	3,683	3,721	47,497
April	22,265	17,752	4,513	80%	5.54	22,398	3,704	3,723	47,577
May	21,311	17,501	3,810	82%	4.2	22,038	3,333	4,449	47,321
June	22,113	18,516	3,595	84%	4.19	21,466	3,747	4,237	47,966
July	19,201	17,284	1,914	90%	4.22	19,951	3,420	3,622	44,277
August	18,736	16,422	2,314	88%	3.08	20,444	3,342	3,903	44,111
September	19,570	17,128	2,440	88%	3.14	20,362	3,169	3,990	44,649
October	17,778	16,163	1,614	91%	1.26	21,109	2,976	3,214	43,462
November	16,129	14,176	1,947	88%	3.02	18,466	2,578	3,018	38,238
December	22,431	17,367	5,064	77%	4.12	16,585	2,553	2,953	39,458
2026 January	25,231	19,509	5,720	77%	3.01		2,676	3,200	25,385
February	20,856	17,073	3,781	82%	2.41		2,369	3,182	22,624
March	29,113	22,609	6,503	78%	4.25	28,500	3,438	4,171	58,718
April	24,101	18,772	5,329	78%	5.02	19,034	3,444	3,733	44,983



Customer Calls and Average Wait Time





April 2026

Financial Statements (unaudited)

Pages 19-37:

- 19. All System Funds Statements of Revenues and Expenses and Changes in Net Position with Prior year (PY)
- 20. Water Fund Statements of Revenues and Expenses and Changes in Net Position with PY
- 21. Sewer Fund Statements of Revenues and Expenses and Changes in Net Position with PY
- 22. Drainage Fund Statements of Revenues and Expenses and Changes in Net Position with PY
- 30-31. All System Funds Statements of Net Position
- 32-33. Water Fund Statements of Net Position
- 34-35. Sewer Fund Statements of Net Position
- 36-37. Drainage Fund Statements of Net Position

SEWERAGE AND WATER BOARD OF NEW ORLEANS
ALL SYSTEM FUNDS
STATEMENT OF REVENUES AND EXPENSES AND CHANGES IN NET POSITION
WITH BUDGET COMPARISONS
April 2026 Preliminary Financials

Monthly W/S/D prorations not completed

	A	B	C	D	E	F	G	H	
	MTD	MTD	MTD		YTD	YTD	YTD		
	Actual	Budget	Variance	%	Actual	Budget	Variance	%	
Operating revenues:									
1 Sales of water and delinquent fees	7,532,573	10,014,589	(2,482,016)	-25%	37,805,065	40,058,357	(2,253,292)	-6%	1
2 Sewerage service charges and del fees	9,951,335	12,795,625	(2,844,290)	-22%	46,916,982	51,182,498	(4,265,516)	-8%	2
3 Plumbing inspection and license fees	150,424	69,674	80,750	116%	308,821	278,697	30,124	11%	3
4 Other revenues	264,908	297,352	(32,444)	-11%	1,013,585	1,189,406	(175,821)	-15%	4
5 Total operating revenues	17,899,240	23,177,240	(5,278,000)	-23%	86,044,453	92,708,958	(6,664,505)	-7%	5
Operating Expenses:									
6 Power and pumping	-	2,094,277	(2,094,277)	-100%	4,373,690	8,377,108	(4,003,419)	-48%	6
7 Treatment	-	3,703,543	(3,703,543)	-100%	(424,794)	14,814,171	(15,238,965)	-103%	7
8 Transmission and distribution	-	3,703,721	(3,703,721)	-100%	2,759,867	14,814,885	(12,055,018)	-81%	8
9 Customer accounts	-	610,519	(610,519)	-100%	566,933	2,442,075	(1,875,142)	-77%	9
10 Customer service	-	700,980	(700,980)	-100%	621,573	2,803,920	(2,182,347)	-78%	10
11 Administration and general	1,531,576	6,450,897	(4,919,321)	-76%	3,155,769	25,803,587	(22,647,817)	-88%	11
12 Payroll related	1,021,443	4,640,086	(3,618,643)	-78%	8,188,528	18,560,342	(10,371,814)	-56%	12
13 Maintenance of general plant	-	2,018,262	(2,018,262)	-100%	1,738,114	8,073,050	(6,334,935)	-78%	13
14 Depreciation	-	8,398,342	(8,398,342)	-100%	33,593,367	33,593,367	-	0%	14
15 Amortization	-	-	-	0%	22,666,667	-	22,666,667	0%	15
16 Provision for doubtful accounts	-	433,333	(433,333)	-100%	2,018,000	1,733,333	284,667	16%	16
17 Provision for claims	-	377,417	(377,417)	-100%	1,067,712	1,509,667	(441,955)	-29%	17
18 Total operating expenses	2,553,019	33,131,376	(30,578,358)	-92%	80,325,426	132,525,505	(52,200,079)	-39%	18
19 Operating income (loss)	15,346,221	(9,954,137)	25,300,358	-254%	5,719,027	(39,816,547)	45,535,573	-114%	19
Non-operating revenues (expense):									
20 Two-mill tax	-	-	-	0%	-	-	-	0%	20
21 Three-mill tax	2,165,062	6,319,791	(4,154,729)	-66%	17,617,630	13,455,039	4,162,591	31%	21
22 Six-mill tax	2,286,544	6,674,473	(4,387,929)	-66%	18,606,286	14,210,169	4,396,117	31%	22
23 Nine-mill tax	3,424,291	9,744,073	(6,319,782)	-65%	27,864,472	20,745,446	7,119,026	34%	23
24 Interest income	59,232	219,417	(160,185)	-73%	293,509	877,667	(584,158)	-67%	24
25 Other Taxes	-	-	-	0%	-	-	-	0%	25
26 Other Income	-	1,227,883	(1,227,883)	-100%	389,733	4,911,533	(4,521,800)	-92%	26
27 Interest expense	(927,056)	(1,529,097)	602,041	-39%	(2,270,850)	(6,116,387)	3,845,537	-63%	27
28 Operating and maintenance grants	450	-	450	0%	110,225	-	110,225	0%	28
29 Provision for grants	-	-	-	0%	-	-	-	0%	29
30 Total non-operating revenues	7,008,523	22,656,541	(15,648,018)	-69%	62,611,005	48,083,467	14,527,538	30%	30
31 Income before capital contributions	22,354,744	12,702,404	9,652,340	76%	68,330,032	8,266,921	60,063,111	727%	31
32 Capital contributions	-	-	-	0%	7,687,158	-	7,687,158	0%	32
33 Change in net position	22,354,744	12,702,404	9,652,340	76%	76,017,190	8,266,921	67,750,269	820%	33
35 Audit Adjustment									35
36 Net position, beginning of year					3,212,166,984	3,212,166,984	(0)	0%	36
37 Net position, end of year					3,306,546,538	3,220,433,905	86,112,634	3%	37

SEWERAGE AND WATER BOARD OF NEW ORLEANS
WATER SYSTEM FUND
STATEMENT OF REVENUES AND EXPENSES AND CHANGES IN NET POSITION
WITH BUDGET COMPARISONS
April 2026 Preliminary Financials

Monthly W/S/D prorations not completed

	A	B	C	D	E	F	G	H
	MTD	MTD	MTD		YTD	YTD	YTD	
	Actual	Budget	Variance	%	Actual	Budget	Variance	%
Operating revenues:								
1 Sales of water and delinquent fees	7,532,573	10,014,589	(2,482,016)	-25%	37,805,065	40,058,357	(2,253,292)	-6%
2 Sewerage service charges and del fees	-	-	-	0%	-	-	-	0%
3 Plumbing inspection and license fees	150,424	57,174	93,250	163%	308,821	228,697	80,124	35%
4 Other revenues	217,276	271,233	(53,957)	-20%	750,211	1,084,933	(334,722)	-31%
5 Total operating revenues	<u>7,900,273</u>	<u>10,342,997</u>	<u>(2,442,724)</u>	<u>-24%</u>	<u>38,864,097</u>	<u>41,371,987</u>	<u>(2,507,890)</u>	<u>-6%</u>
Operating Expenses:								
6 Power and pumping	-	319,891	(319,891)	-100%	421,153	1,279,563	(858,411)	-67%
7 Treatment	-	1,623,532	(1,623,532)	-100%	(470,570)	6,494,130	(6,964,700)	-107%
8 Transmission and distribution	-	1,285,792	(1,285,792)	-100%	1,045,519	5,143,169	(4,097,650)	-80%
9 Customer accounts	-	303,983	(303,983)	-100%	281,694	1,215,931	(934,238)	-77%
10 Customer service	-	346,154	(346,154)	-100%	305,419	1,384,618	(1,079,199)	-78%
11 Administration and general	1,050,137	1,775,589	(725,452)	-41%	2,154,666	7,102,355	(4,947,689)	-70%
12 Payroll related	486,674	1,759,427	(1,272,753)	-72%	3,519,939	7,037,707	(3,517,768)	-50%
13 Maintenance of general plant	-	778,440	(778,440)	-100%	721,435	3,113,761	(2,392,326)	-77%
14 Depreciation	-	2,005,315	(2,005,315)	-100%	8,021,258	8,021,258	-	0%
15 Amortization	-	-	-	0%	8,000,000	-	8,000,000	0%
16 Provision for doubtful accounts	-	191,667	(191,667)	-100%	909,000	766,667	142,333	19%
17 Provision for claims	-	145,600	(145,600)	-100%	30,715	582,400	(551,685)	-95%
18 Total operating expenses	<u>1,536,811</u>	<u>10,535,390</u>	<u>(8,998,579)</u>	<u>-85%</u>	<u>24,940,227</u>	<u>42,141,559</u>	<u>(17,201,331)</u>	<u>-41%</u>
19 Operating income (loss)	<u>6,363,462</u>	<u>(192,393)</u>	<u>6,555,855</u>	<u>-3408%</u>	<u>13,923,870</u>	<u>(769,572)</u>	<u>14,693,441</u>	<u>-1909%</u>
Non-operating revenues (expense):								
20 Two-mill tax	-	-	-	0%	-	-	-	0%
21 Three-mill tax	-	-	-	0%	-	-	-	0%
22 Six-mill tax	-	-	-	0%	-	-	-	0%
23 Nine-mill tax	-	-	-	0%	-	-	-	0%
24 Interest income	23,098	30,733	(7,635)	-25%	157,716	122,933	34,783	28%
25 Other Taxes	-	-	-	0%	-	-	-	0%
26 Other Income	-	163,550	(163,550)	-100%	229,980	654,200	(424,220)	-65%
27 Interest expense	-	(446,972)	446,972	-100%	(425,010)	(1,787,887)	1,362,877	-76%
28 Operating and maintenance grants	450	-	450	0%	110,225	-	110,225	0%
29 Provision for grants	-	-	-	0%	-	-	-	0%
30 Total non-operating revenues	<u>23,548</u>	<u>(252,688)</u>	<u>276,236</u>	<u>-109%</u>	<u>72,911</u>	<u>(1,010,753)</u>	<u>1,083,664</u>	<u>-107%</u>
31 Income before capital contributions	6,387,010	(445,081)	6,832,091	-1535%	30,018,039	(1,780,325)	31,798,364	-1786%
32 Capital contributions	-	-	-	0%	6,004,751	-	6,004,751	0%
33 Change in net position	<u>6,387,010</u>	<u>(445,081)</u>	<u>6,832,091</u>	<u>-1535%</u>	<u>36,022,790</u>	<u>(1,780,325)</u>	<u>37,803,115</u>	<u>-2123%</u>
35 Audit Adjustment					-			35
36 Net position, beginning of year					<u>721,163,755</u>	<u>721,163,755</u>	<u>(0)</u>	0% 36
37 Net position, end of year					<u>757,665,177</u>	<u>719,383,430</u>	<u>38,281,747</u>	5% 37

SEWERAGE AND WATER BOARD OF NEW ORLEANS
SEWER SYSTEM FUND
STATEMENT OF REVENUES AND EXPENSES AND CHANGES IN NET POSITION
WITH BUDGET COMPARISONS
April 2026 Preliminary Financials

Monthly W/S/D prorations not completed

	A	B	C	D	E	F	G	H
	MTD	MTD	MTD		YTD	YTD	YTD	
	Actual	Budget	Variance	%	Actual	Budget	Variance	%
Operating revenues:								
1 Sales of water and delinquent fees	-	-	-	0%	-	-	-	0%
2 Sewerage service charges and del fees	9,951,335	12,795,625	(2,844,290)	-22%	46,916,982	51,182,498	(4,265,516)	-8%
3 Plumbing inspection and license fees	-	12,500	(12,500)	-100%	-	50,000	(50,000)	-100%
4 Other revenues	47,505	26,118	21,387	82%	250,932	104,473	146,459	140%
5 Total operating revenues	9,998,840	12,834,243	(2,835,403)	-22%	47,167,914	51,336,972	(4,169,058)	-8%
Operating Expenses:								
6 Power and pumping	-	576,117	(576,117)	-100%	663,223	2,304,467	(1,641,244)	-71%
7 Treatment	-	2,080,010	(2,080,010)	-100%	45,776	8,320,041	(8,274,265)	-99%
8 Transmission and distribution	-	1,505,220	(1,505,220)	-100%	1,190,092	6,020,878	(4,830,786)	-80%
9 Customer accounts	-	303,983	(303,983)	-100%	281,693	1,215,931	(934,238)	-77%
10 Customer service	-	346,154	(346,154)	-100%	305,419	1,384,618	(1,079,199)	-78%
11 Administration and general	321,375	2,365,713	(2,044,338)	-86%	2,088,269	9,462,851	(7,374,582)	-78%
12 Payroll related	486,674	1,732,342	(1,245,667)	-72%	3,525,438	6,929,366	(3,403,928)	-49%
13 Maintenance of general plant	-	810,091	(810,091)	-100%	512,322	3,240,366	(2,728,044)	-84%
14 Depreciation	-	3,960,486	(3,960,486)	-100%	15,841,942	15,841,942	-	0%
15 Amortization	-	-	-	0%	9,333,333	-	9,333,333	0%
16 Provision for doubtful accounts	-	241,667	(241,667)	-100%	1,109,000	966,667	142,333	15%
17 Provision for claims	-	145,933	(145,933)	-100%	30,715	583,733	(553,018)	-95%
18 Total operating expenses	808,049	14,067,715	(13,259,666)	-94%	34,927,223	56,270,861	(21,343,638)	-38%
19 Operating income (loss)	9,190,791	(1,233,472)	10,424,263	-845%	12,240,691	(4,933,890)	17,174,581	-348%
Non-operating revenues (expense):								
20 Two-mill tax	-	-	-	0%	-	-	-	0%
21 Three-mill tax	-	-	-	0%	-	-	-	0%
22 Six-mill tax	-	-	-	0%	-	-	-	0%
23 Nine-mill tax	-	-	-	0%	-	-	-	0%
24 Interest income	8,021	188,683	(180,662)	-96%	46,233	754,733	(708,500)	-94%
25 Other Taxes	-	-	-	0%	-	-	-	0%
26 Other Income	-	56,475	(56,475)	-100%	23,321	225,900	(202,579)	-90%
27 Interest expense	-	(666,667)	666,667	-100%	(854,916)	(2,666,667)	1,811,751	-68%
28 Operating and maintenance grants	-	-	-	0%	-	-	-	0%
29 Provision for grants	-	-	-	0%	-	-	-	0%
30 Total non-operating revenues	8,021	(421,508)	429,529	-102%	(785,362)	(1,686,033)	900,671	-53%
31 Income before capital contributions	9,198,812	(1,654,981)	10,853,793	-656%	11,455,329	(6,619,923)	18,075,252	-273%
32 Capital contributions	-	-	-	0%	1,381,514	-	1,381,514	0%
33 Change in net position	9,198,812	(1,654,981)	10,853,793	-656%	12,836,843	(6,619,923)	19,456,766	-294%
35 Audit Adjustment					-			35
36 Net position, beginning of year					956,545,090	956,545,090	-	0%
37 Net position, end of year					971,244,408	949,925,167	21,319,241	2%

SEWERAGE AND WATER BOARD OF NEW ORLEANS
DRAINAGE SYSTEM FUND
STATEMENT OF REVENUES AND EXPENSES AND CHANGES IN NET POSITION
WITH BUDGET COMPARISONS
April 2026 Preliminary Financials

Monthly W/S/D prorations not completed

	A	B	C	D	E	F	G	H		
	MTD	MTD	MTD		YTD	YTD	YTD			
	Actual	Budget	Variance	%	Actual	Budget	Variance	%		
Operating revenues:										
1	Sales of water and delinquent fees	-	-	0%	-	-	-	0%	1	
2	Sewerage service charges and del fees	-	-	0%	-	-	-	0%	2	
3	Plumbing inspection and license fees	-	-	0%	-	-	-	0%	3	
4	Other revenues	127	-	127	100%	12,442	-	12,442	100%	4
5	Total operating revenues	127	-	127	100%	12,442	-	12,442	100%	5
Operating Expenses:										
6	Power and pumping	-	1,198,269	(1,198,269)	-100%	3,289,314	4,793,078	(1,503,764)	-31%	6
7	Treatment	-	-	-	0%	-	-	-	0%	7
8	Transmission and distribution	-	912,709	(912,709)	-100%	524,256	3,650,838	(3,126,582)	-86%	8
9	Customer accounts	-	2,553	(2,553)	-100%	3,546	10,212	(6,666)	-65%	9
10	Customer service	-	8,671	(8,671)	-100%	10,735	34,684	(23,949)	-69%	10
11	Administration and general	160,064	2,309,595	(2,149,531)	-93%	(1,087,166)	9,238,381	(10,325,547)	-112%	11
12	Payroll related	48,094	1,148,317	(1,100,223)	-96%	1,143,152	4,593,270	(3,450,118)	-75%	12
13	Maintenance of general plant	-	429,731	(429,731)	-100%	504,358	1,718,923	(1,214,565)	-71%	13
14	Depreciation	-	2,432,542	(2,432,542)	-100%	9,730,167	9,730,167	-	0%	14
15	Amortization	-	-	-	0%	5,333,333	-	5,333,333	0%	15
16	Provision for doubtful accounts	-	-	-	0%	-	-	-	0%	16
17	Provision for claims	-	85,883	(85,883)	-100%	1,006,281	343,533	662,748	193%	17
18	Total operating expenses	208,159	8,528,271	(8,320,113)	-98%	20,457,976	34,113,086	(13,655,109)	-40%	18
19	Operating income (loss)	(208,032)	(8,528,271)	8,320,240	-98%	(20,445,534)	(34,113,086)	13,667,551	-40%	19
Non-operating revenues (expense):										
20	Two-mill tax	-	-	-	0%	-	-	-	0%	20
21	Three-mill tax	2,165,062	6,319,791	(4,154,729)	-66%	17,617,630	13,455,039	4,162,591	31%	21
22	Six-mill tax	2,286,544	6,674,473	(4,387,929)	-66%	18,606,286	14,210,169	4,396,117	31%	22
23	Nine-mill tax	3,424,291	9,744,073	(6,319,782)	-65%	27,864,472	20,745,446	7,119,026	34%	23
24	Interest income	28,113	-	28,113	0%	89,560	-	89,560	0%	24
25	Other Taxes	-	-	-	0%	-	-	-	0%	25
26	Other Income	-	1,007,858	(1,007,858)	-100%	136,432	4,031,433	(3,895,001)	-97%	26
27	Interest expense	(927,056)	(415,458)	(511,598)	123%	(990,924)	(1,661,833)	670,909	-40%	27
28	Operating and maintenance grants	-	-	-	0%	-	-	-	0%	28
29	Provision for grants	-	-	-	0%	-	-	-	0%	29
30	Total non-operating revenues	6,976,954	23,330,738	(16,353,784)	-70%	63,323,456	50,780,254	12,543,202	25%	30
31	Income before capital contributions	6,768,922	14,802,466	(8,033,544)	-54%	42,877,922	16,667,169	26,210,753	157%	31
32	Capital contributions	-	-	-	0%	300,893	-	300,893	0%	32
33	Change in net position	6,768,922	14,802,466	(8,033,544)	-54%	43,178,815	16,667,169	26,511,646	159%	33
35	Audit Adjustment					-				35
36	Net position, beginning of year					1,534,458,139	1,534,458,139	-	0%	36
37	Net position, end of year					1,577,636,953	1,551,125,307	26,511,646	2%	37

SEWERAGE AND WATER BOARD OF NEW ORLEANS
ALL SYSTEM FUNDS
STATEMENTS OF NET POSITION
WITH PRIOR YEAR AND BEGINNING OF YEAR COMPARISONS
April 2026 Preliminary Financials

Monthly W/S/D prorations not completed

Assets	A	B	C	D	E	F	G	
	Prior Year	Variance	%	Current Year	Variance	%	Beginning of Year	
Noncurrent assets:								
1 Property, plant and equipment	5,627,876,406	259,865,651	5%	5,887,742,057	233,785,272	4%	5,653,956,785	1
2 Less: accumulated depreciation	1,402,368,524	215,441,676	15%	1,617,810,200	247,352,432	18%	1,370,457,768	2
3 Property, plant, and equipment, net	<u>4,225,507,882</u>	<u>44,423,975</u>	<u>1%</u>	<u>4,269,931,857</u>	<u>(13,567,160)</u>	<u>0%</u>	<u>4,283,499,017</u>	<u>3</u>
Restricted cash, cash equivalents, and investments								
4 Cash and cash equivalents restricted for capital projects	68,753,550	28,747,940	42%	97,501,490	37,415,722	62%	60,085,768	4
5 Debt service	38,483,537	5,702,624	15%	44,186,161	28,607,362	184%	15,578,799	5
6 Debt service reserve	13,711,150	(0)	0%	13,711,150	(0)	0%	13,711,150	6
7 Health insurance reserve	2,598,000	364,000	14%	2,962,000	364,000	14%	2,598,000	7
8 Total restricted cash, cash equivalents, and investments	<u>123,546,237</u>	<u>34,814,564</u>	<u>28%</u>	<u>158,360,801</u>	<u>66,387,084</u>	<u>72%</u>	<u>91,973,717</u>	<u>8</u>
Current assets:								
Unrestricted and undesignated								
9 Cash and cash equivalents	134,146,614	(8,504,590)	-6%	125,642,024	(28,495,777)	-18%	154,137,801	9
Accounts receivable:								
10 Customers (net of allowance for doubtful accounts)	33,829,635	19,403,186	57%	53,232,821	19,336,765	57%	33,896,056	10
11 Taxes	4,778,003	(50,055)	-1%	4,727,948	(1,942,122)	-29%	6,670,070	11
12 Interest	60	(0)	0%	60	(0)	0%	60	12
13 Grants	45,535,918	8,728,582	19%	54,264,500	(1,520,102)	-3%	55,784,602	13
14 Miscellaneous	1,789,618	(136,010)	-8%	1,653,608	(2,686,466)	-62%	4,340,074	14
15 Due from (to) other internal departments	(31,339)	358,998	-1146%	327,659	327,659	0%	0	15
16 Inventory of supplies	6,075,346	47,377	1%	6,122,723	47,377	1%	6,075,346	16
17 Prepaid expenses	2,903,938	141,047	5%	3,044,985	141,047	5%	2,903,938	17
18 Total unrestricted current assets	<u>229,027,794</u>	<u>19,988,534</u>	<u>9%</u>	<u>249,016,328</u>	<u>(14,791,618)</u>	<u>-6%</u>	<u>263,807,946</u>	<u>18</u>
Other assets:								
19 Funds from/for customer deposits	15,192,199	195,337	1%	15,387,536	329,937	2%	15,057,599	19
20 Deposits	51,315	-	0%	51,315	-	0%	51,315	20
21 Total other assets	<u>15,243,514</u>	<u>195,337</u>	<u>1%</u>	<u>15,438,851</u>	<u>329,937</u>	<u>2%</u>	<u>15,108,914</u>	<u>21</u>
22 TOTAL ASSETS	<u>4,593,325,427</u>	<u>99,422,410</u>	<u>2%</u>	<u>4,692,747,837</u>	<u>38,358,242.92</u>	<u>1%</u>	<u>4,654,389,594</u>	<u>22</u>
Deferred outflows or resources:								
23 Deferred amounts related to net pension liability	29,959,645	(29,050,012)	-97%	909,633	(34,212,291)	-97%	35,121,924	23
24 Deferred amounts related to OPEB	30,754,422	(22,997,504)	-75%	7,756,918	(15,036,942)	-66%	22,793,860	24
25 Deferred loss on bond refunding	235,481	28,086,203	11927%	28,321,684	28,086,203	11927%	235,481	25
26 TOTAL DEFERRED OUTFLOWS OF RESOURCES	<u>60,949,547</u>	<u>(23,961,312)</u>	<u>-39%</u>	<u>36,988,235</u>	<u>(21,163,030)</u>	<u>-36%</u>	<u>58,151,265</u>	<u>26</u>
27 TOTAL ASSETS AND TOTAL DEFERRED OUTFLOWS	<u>4,654,274,975</u>	<u>75,461,097</u>	<u>2%</u>	<u>4,729,736,072</u>	<u>17,195,213</u>	<u>0%</u>	<u>4,712,540,859</u>	<u>27</u>

SEWERAGE AND WATER BOARD OF NEW ORLEANS
ALL SYSTEM FUNDS
STATEMENTS OF NET POSITION
WITH PRIOR YEAR COMPARISONS
April 2026 Preliminary Financials

Monthly W/S/D prorations not completed

	A	B	C	D	E	F	G
	Prior Year	Variance	%	Current Year	Variance	%	Beginning of Year
NET ASSETS AND LIABILITIES							
Net position							
1 Net investments in capital assets	4,518,704,044	(947,448,558)	-21%	3,571,255,486	(977,664,585)	-21%	4,548,920,071
2 Restricted for Debt Service	52,194,687	4,174,803	8%	56,369,490	27,079,541	92%	29,289,949
3 Unrestricted	(1,358,731,747)	1,072,975,490	-79%	(285,756,257)	1,075,641,319	-79%	(1,361,397,576)
4 Total net position	3,212,166,984	129,701,735	4%	3,341,868,719	125,056,275	4%	3,216,812,444
Long-term liabilities							
5 Claims payable	56,085,804	-	0%	56,085,804	-	0%	56,085,804
6 Accrued vacation and sick pay	17,385,055	282,590	2%	17,667,645	298,737	2%	17,368,908
7 Net pension obligation	98,036,031	(22,447,936)	-23%	75,588,095	(25,385,620)	-25%	100,973,715
8 Other postretirement benefits liability	233,306,684	(22,170,387)	-10%	211,136,297	(4,739,345)	-2%	215,875,642
9 Bonds payable (net of current maturities)	573,692,855	121,112,020	21%	694,804,875	129,245,203	23%	565,559,672
10 Special Community Disaster Loan Payable	-	-	0%	-	-	0%	-
11 Southeast Louisiana Project liability	226,610,705	(66,678,200)	-29%	159,932,505	(66,678,200)	-29%	226,610,705
12 Debt Service Assistance Fund Loan payable	21,496,373	-	0%	21,496,373	-	0%	21,496,373
13 Customer deposits	15,192,199	(575,258)	-4%	14,616,941	(440,658)	-3%	15,057,599
14 Total long-term liabilities	1,241,805,707	10,098,086	1%	1,251,328,535	32,300,117	3%	1,219,028,418
Current liabilities (payable from current assets)							
15 Accounts payable and other liabilities	32,195,519	5,356,680	17%	37,552,199	(115,766,444)	-76%	153,318,643
16 Due to City of New Orleans	6,499,417	873,132	13%	7,372,549	1,989,372	37%	5,383,177
17 Disaster Reimbursement Revolving Loan	-	-	0%	-	-	0%	-
18 Retainers and estimates payable	19,167,088	1,059,192	6%	20,226,280	(2,633,783)	-12%	22,860,063
19 Due to other fund	535,236	(33,854)	-6%	501,382	(33,854)	-6%	535,236
20 Accrued salaries	(524,836)	3,486,616	-664%	2,961,780	(672,101)	-18%	3,633,881
21 Claims payable	3,605,255	364,001	10%	3,969,256	364,001	10%	3,605,255
22 Total OPEB liability, due within one year	8,502,267	463,284	5%	8,965,551	571,391	7%	8,394,160
23 Debt Service Assistance Fund Loan payable	6,651,134	(5,038,445)	-76%	1,612,689	(5,038,445)	-76%	6,651,134
24 Advances from federal government	-	-	0%	-	-	0%	-
25 Other Liabilities	3,222,424	(1,322,865)	-41%	1,899,559	(1,468,791)	-44%	3,368,350
26 Total current liabilities (payable from current assets)	79,853,503	5,207,742	7%	85,061,245	(122,688,655)	-177%	207,749,900
Current liabilities (payable from restricted assets)							
27 Accrued interest	1,586,782	(58,961)	-4%	1,527,821	(58,961)	-4%	1,586,782
28 Bonds payable	26,654,000	(26,688,000)	-100%	(34,000)	(26,688,000)	-100%	26,654,000
29 Retainers and estimates payable	-	-	0%	-	-	0%	-
30 Total current liabilities (payable from restricted assets)	28,240,782	(26,746,961)	-95%	1,493,821	(26,746,961)	-95%	28,240,782
31 Total current liabilities	108,094,285	(21,539,219)	-20%	86,555,066	(149,435,616)	-63%	235,990,682
32 Total liabilities	1,349,899,992	(12,016,391)	-1%	1,337,883,601	(117,135,500)	-8%	1,455,019,100
Deferred inflows or resources:							
33 Amounts related to net pension liability	6,956,507	18,480,397	266%	25,436,904	17,440,539	218%	7,996,365
34 Amounts related to total OPEB liability	32,177,792	(7,630,944)	-24%	24,546,848	(12,811,562)	-34%	37,358,410
35 TOTAL DEFERRED INFLOWS OF RESOURCES	39,134,299	10,849,453	28%	49,983,752	4,628,977	10%	45,354,775
36 Total Net Position, Liabilities and Deferred Inflows of Resources	4,601,201,275	128,534,797	3%	4,729,736,072	12,549,753	0%	4,717,186,319

SEWERAGE AND WATER BOARD OF NEW ORLEANS
WATER SYSTEM FUND
STATEMENTS OF NET POSITION
WITH PRIOR YEAR AND BEGINNING OF YEAR COMPARISONS
April 2026 Preliminary Financials

Monthly W/S/D prorations not completed

Assets	A	B	C	D	E	F	G	
Noncurrent assets:	Prior Year	Variance	%	Current Year	Variance	%	Beginning of Year	
1 Property, plant and equipment	1,400,816,419	54,045,567	4%	1,454,861,986	26,938,583	2%	1,427,923,403	1
2 Less: accumulated depreciation	427,753,467	63,417,578	15%	491,171,045	69,283,614	16%	421,887,431	2
3 Property, plant, and equipment, net	<u>973,062,952</u>	<u>(9,372,011)</u>	<u>-1%</u>	<u>963,690,941</u>	<u>(42,345,031)</u>	<u>-4%</u>	<u>1,006,035,972</u>	3
Restricted cash, cash equivalents, and investments								
4 Cash and cash equivalents restricted for capital projects	5,731,375	13,985,563	244%	19,716,938	12,572,081	176%	7,144,857	4
5 Debt service	6,911,245	(1,162,795)	-17%	5,748,450	(2,357,093)	-41%	3,391,357	5
6 Debt service reserve	5,599,000	-	0%	5,599,000	-	0%	5,599,000	6
7 Health insurance reserve	922,513	296,545	32%	1,219,058	296,545	32%	922,513	7
8 Total restricted cash, cash equivalents, and investments	<u>19,164,134</u>	<u>13,119,313</u>	<u>68%</u>	<u>32,283,446</u>	<u>15,225,719</u>	<u>89%</u>	<u>17,057,727</u>	8
Current assets:								
Unrestricted and undesignated								
9 Cash and cash equivalents	29,925,722	(554,091)	-2%	29,371,631	(5,093,061)	-17%	34,464,692	9
Accounts receivable:								
10 Customers (net of allowance for doubtful accounts)	21,739,299	11,666,090	54%	33,405,388	12,319,429	37%	21,085,959	10
11 Taxes	-	-	0%	-	-	0%	-	11
12 Interest	-	-	0%	-	-	0%	-	12
13 Grants	16,662,597	16,573,348	99%	33,235,945	6,486,986	24%	26,748,959	13
14 Miscellaneous	(6,472,977)	6,583,037	-102%	110,060	(41,549)	-27%	151,609	14
15 Due from (to) other internal departments	690,924	(12,460,575)	-1803%	(11,769,651)	(16,685,627)	-339%	4,915,976	15
16 Inventory of supplies	2,399,063	16,349	1%	2,415,412	16,349	1%	2,399,063	16
17 Prepaid expenses	1,357,811	56,419	4%	1,414,230	56,419	4%	1,357,811	17
18 Total unrestricted current assets	<u>66,302,439</u>	<u>21,880,576</u>	<u>33%</u>	<u>88,183,015</u>	<u>(2,941,053)</u>	<u>-3%</u>	<u>91,124,068</u>	18
Other assets:								
19 Funds from/for customer deposits	15,192,199	195,337	1%	15,387,536	329,937	2%	15,057,599	19
20 Deposits	22,950	-	0%	22,950	-	0%	22,950	20
21 Total other assets	<u>15,215,149</u>	<u>195,337</u>	<u>1%</u>	<u>15,410,486</u>	<u>329,937</u>	<u>2%</u>	<u>15,080,549</u>	21
22 TOTAL ASSETS	<u>1,073,744,673</u>	<u>25,823,215</u>	<u>2%</u>	<u>1,099,567,888</u>	<u>(29,730,428)</u>	<u>84%</u>	<u>1,129,298,317</u>	22
Deferred outflows or resources:								
23 Deferred amounts related to net pension liability	17,406,258	(17,103,047)	-98%	303,211	(18,823,807)	-98%	19,127,018	23
24 Deferred amounts related to OPEB	10,251,474	(7,665,834)	-75%	2,585,640	(5,012,314)	-66%	7,597,954	24
25 Deferred loss on bond refunding	-	16,428,458	0%	16,428,458	16,428,458	0%	-	25
26 TOTAL DEFERRED OUTFLOWS OF RESOURCES	<u>27,657,732</u>	<u>(8,340,423)</u>	<u>-30%</u>	<u>19,317,309</u>	<u>(7,407,663)</u>	<u>-28%</u>	<u>26,724,972</u>	26
27 TOTAL ASSETS AND TOTAL DEFERRED OUTFLOWS	<u>1,101,402,406</u>	<u>17,482,792</u>	<u>2%</u>	<u>1,118,885,197</u>	<u>(37,138,091)</u>	<u>56%</u>	<u>1,156,023,288</u>	27

SEWERAGE AND WATER BOARD OF NEW ORLEANS
WATER SYSTEM FUND
STATEMENTS OF NET POSITION
WITH PRIOR YEAR COMPARISONS
April 2026 Preliminary Financials

	A	B	C	D	E	F	G
Monthly W/S/D proration not completed	Prior			Current			Beginning of
NET ASSETS AND LIABILITIES	Year	Variance	%	Year	Variance	%	Year
Net position							
1 Net investments in capital assets	774,997,147	(7,548,041)	-1%	767,449,106	(41,889,114)	-5%	809,338,220
2 Restricted for Debt Service	12,510,245	(1,609,767)	-13%	10,900,478	1,910,121	21%	8,990,357
3 Unrestricted	(66,343,637)	45,180,598	-68%	(21,163,039)	74,276,464	-78%	(95,439,503)
4 Total net position	721,163,755	36,022,790	5%	757,186,545	36,022,790	5%	721,163,755
Long-term liabilities							
5 Claims payable	3,875,264	-	0%	3,875,264	-	0%	3,875,264
6 Accrued vacation and sick pay	6,759,298	307,760	5%	7,067,058	315,833	5%	6,751,225
7 Net pension obligation	32,678,677	(7,482,646)	-23%	25,196,031	(8,461,874)	-25%	33,657,905
8 Other postretirement benefits liability	77,768,894	(7,390,129)	-10%	70,378,765	(1,579,782)	-2%	71,958,547
9 Bonds payable (net of current maturities)	196,422,182	58,581	0%	196,480,763	13,153	0%	196,467,610
10 Special Community Disaster Loan Payable	-	-	0%	-	-	0%	-
11 Southeast Louisiana Project liability	-	-	0%	-	-	0%	-
12 Debt Service Assistance Fund Loan payable	-	-	0%	-	-	0%	-
13 Customer deposits	15,192,199	(575,258)	-4%	14,616,941	(440,658)	-3%	15,057,599
14 Total long-term liabilities	332,696,514	(14,506,435)	-4%	317,614,822	(10,153,328)	-3%	327,768,150
Current liabilities (payable from current assets)							
15 Accounts payable and other liabilities	4,636,188	2,238,874	48%	6,875,062	(57,259,121)	-89%	64,134,183
16 Due to City of New Orleans	6,499,417	873,132	13%	7,372,549	1,989,372	37%	5,383,177
17 Disaster Reimbursement Revolving Loan	-	-	0%	-	-	0%	-
18 Retainers and estimates payable	7,641,205	(1,378,065)	-18%	6,263,140	(2,040,348)	-25%	8,303,488
19 Due to other fund	206,419	(9,479)	-5%	196,940	(9,479)	-5%	206,419
20 Accrued salaries	(835,597)	1,019,404	-122%	183,807	(341,706)	-65%	525,513
21 Claims payable	1,258,265	296,545	24%	1,554,810	296,545	24%	1,258,265
22 OPEB liability, due within one year	2,834,089	154,428	5%	2,988,517	190,464	7%	2,798,053
23 Debt Service Assistance Fund Loan payable	-	-	0%	-	-	0%	-
24 Advances from federal government	-	-	0%	-	-	0%	-
25 Other Liabilities	1,484,050	56,734	4%	1,540,784	(1,272)	0%	1,542,056
26 Total current liabilities (payable from current assets)	23,724,035	3,251,574	14%	26,975,609	(57,175,545)	-68%	84,151,154
Current liabilities (payable from restricted assets)							
27 Accrued interest	446,972	-	0%	446,972	-	0%	446,972
28 Bonds payable	7,375,000	(7,375,000)	-100%	-	(7,375,000)	-100%	7,375,000
29 Retainers and estimates payable	-	-	0%	-	-	0%	-
30 Total current liabilities (payable from restricted assets)	7,821,972	(7,375,000)	-94%	446,972	(7,375,000)	-94%	7,821,972
31 TOTAL CURRENT LIABILITIES	31,546,007	(4,123,426)	-13%	27,422,581	(64,550,545)	-70%	91,973,126
32 TOTAL LIABILITIES	364,242,521	(18,629,860)	-5%	345,037,403	(74,703,873)	-18%	419,741,276
Deferred inflows or resources:							
33 Amounts related to net pension liability	2,318,836	6,160,132	266%	8,478,968	5,813,513	218%	2,665,455
34 Amounts related to total OPEB liability	10,725,930	(2,543,648)	-24%	8,182,282	(4,270,521)	-34%	12,452,803
35 TOTAL DEFERRED INFLOWS OF RESOURCES	13,044,766	3,616,484	28%	16,661,250	1,542,992	10%	15,118,258
36 Total Net Position, Liabilities and Deferred Inflows of Resources	1,101,402,406	17,392,929	2%	1,118,885,197	(37,138,091)	-3%	1,156,023,288

SEWERAGE AND WATER BOARD OF NEW ORLEANS
SEWER SYSTEM FUND
STATEMENTS OF NET POSITION
WITH PRIOR YEAR AND BEGINNING OF YEAR COMPARISONS

April 2026 Preliminary Financials

Monthly W/S/D prorations not completed

Assets	A	B	C	D	E	F	G
Noncurrent assets:	Prior Year	Variance	%	Current Year	Variance	%	Beginning of Year
1 Property, plant and equipment	1,832,467,515	132,257,201	7%	1,964,724,716	129,993,545	7%	1,834,731,171
2 Less: accumulated depreciation	448,915,008	37,265,654	8%	486,180,662	49,690,157	11%	436,490,505
3 Property, plant, and equipment, net	<u>1,383,552,507</u>	<u>94,991,547</u>	<u>7%</u>	<u>1,478,544,054</u>	<u>80,303,388</u>	<u>6%</u>	<u>1,398,240,666</u>
Restricted cash, cash equivalents, and investments							
4 Cash and cash equivalents restricted for capital projects	6,166,338	958,142	16%	7,124,480	(2,549,655)	-26%	9,674,135
5 Debt service	21,835,552	6,554,614	30%	28,390,166	16,202,724	133%	12,187,442
6 Debt service reserve	8,112,150	(0)	0%	8,112,150	(0)	0%	8,112,150
7 Health insurance reserve	888,255	262,287	30%	1,150,542	262,287	30%	888,255
8 Total restricted cash, cash equivalents, and investments	<u>37,002,295</u>	<u>7,775,043</u>	<u>21%</u>	<u>44,777,338</u>	<u>13,915,355</u>	<u>45%</u>	<u>30,861,983</u>
Current assets:							
Unrestricted and undesignated							
9 Cash and cash equivalents	52,686,818	18,097,408	34%	70,784,226	(3,172,903)	-4%	73,957,129
Accounts receivable:							
10 Customers (net of allowance for doubtful accounts)	12,090,337	7,737,096	64%	19,827,433	7,017,336	55%	12,810,097
11 Taxes	-	-	0%	-	-	0%	-
12 Interest	60	(0)	0%	60	(0)	0%	60
13 Grants	5,173,237	(3,459,795)	-67%	1,713,442	(3,452,089)	-67%	5,165,531
14 Miscellaneous	(5,719,570)	6,054,525	-106%	334,955	(136,075)	-29%	471,030
15 Due from (to) other internal departments	4,948,197	1,160,427	23%	6,108,624	5,416,337	782%	692,287
16 Inventory of supplies	2,249,144	20,654	1%	2,269,798	20,654	1%	2,249,144
17 Prepaid expenses	1,203,230	56,418	5%	1,259,648	56,418	5%	1,203,230
18 Total unrestricted current assets	<u>72,631,451</u>	<u>29,666,734</u>	<u>41%</u>	<u>102,298,186</u>	<u>5,749,678</u>	<u>6%</u>	<u>96,548,508</u>
Other assets:							
19 Funds from/for customer deposits	-	-	0%	-	-	0%	-
20 Deposits	17,965	-	0%	17,965	-	0%	17,965
21 Total other assets	<u>17,965</u>	<u>-</u>	<u>0%</u>	<u>17,965</u>	<u>-</u>	<u>0%</u>	<u>17,965</u>
22 TOTAL ASSETS	<u>1,493,204,219</u>	<u>132,433,324</u>	<u>9%</u>	<u>1,625,637,542</u>	<u>99,968,421.02</u>	<u>7%</u>	<u>1,525,669,121</u>
Deferred outflows or resources:							
23 Deferred amounts related to net pension liability	12,397,009	(12,093,798)	-98%	303,211	(13,814,558)	-98%	14,117,769
24 Deferred amounts related to OPEB	10,251,473	(7,665,835)	-75%	2,585,638	(5,012,315)	-66%	7,597,953
25 Deferred loss on bond refunding	235,481	11,657,745	4951%	11,893,226	11,657,745	4951%	235,481
26 TOTAL DEFERRED OUTFLOWS OF RESOURCES	<u>22,883,963</u>	<u>(8,101,888)</u>	<u>-35%</u>	<u>14,782,075</u>	<u>(7,169,128)</u>	<u>-33%</u>	<u>21,951,203</u>
27 TOTAL ASSETS AND TOTAL DEFERRED OUTFLOWS	<u>1,516,088,182</u>	<u>124,331,435</u>	<u>8%</u>	<u>1,640,419,617</u>	<u>92,799,293</u>	<u>6%</u>	<u>1,547,620,324</u>

SEWERAGE AND WATER BOARD OF NEW ORLEANS
SEWER SYSTEM FUND
STATEMENTS OF NET POSITION
WITH PRIOR YEAR COMPARISONS
April 2026 Preliminary Financials

Monthly W/S/D prorations not completed

	A	B	C	D	E	F	G
	Prior Year	Variance	%	Current Year	Variance	%	Beginning of Year
NET ASSETS AND LIABILITIES							
Net position							
1 Net investments in capital assets	1,021,219,245	(21,045,784)	-2%	1,000,173,461	(47,420,278)	-5%	1,047,593,739
2 Restricted for Debt Service	29,947,702	5,547,909	19%	35,495,611	15,196,019	75%	20,299,592
3 Unrestricted	(94,621,856)	50,934,506	-54%	(43,687,350)	65,602,964	-60%	(109,290,315)
4 Total net position	956,545,091	35,436,631	4%	991,981,721	35,436,632	4%	956,545,090
Long-term liabilities							
5 Claims payable	5,640,125	-	0%	5,640,125	-	0%	5,640,125
6 Accrued vacation and sick pay	6,909,194	157,864	2%	7,067,058	165,938	2%	6,901,120
7 Net pension obligation	32,678,677	(7,482,645)	-23%	25,196,032	(8,461,873)	-25%	33,657,905
8 Other postretirement benefits liability	77,768,894	(7,390,129)	-10%	70,378,765	(1,579,783)	-2%	71,958,548
9 Bonds payable (net of current maturities)	358,205,673	121,053,439	34%	479,259,112	129,232,050	37%	350,027,062
10 Special Community Disaster Loan Payable	-	-	0%	-	-	0%	-
11 Southeast Louisiana Project liability	-	-	0%	-	-	0%	-
12 Debt Service Assistance Fund Loan payable	21,496,373	-	0%	21,496,373	-	0%	21,496,373
13 Customer deposits	-	-	0%	-	-	0%	-
14 Total long-term liabilities	502,698,936	106,338,529	21%	609,037,465	119,356,332	24%	489,681,133
Current liabilities (payable from current assets)							
15 Accounts payable and other liabilities	9,964,481	(1,534,076)	-15%	8,430,405	(45,847,539)	-84%	54,277,944
16 Due to City of New Orleans	-	-	0%	-	-	0%	-
17 Disaster Reimbursement Revolving Loan	-	-	0%	-	-	0%	-
18 Retainers and estimates payable	4,243,863	2,256,721	53%	6,500,584	(495,569)	-7%	6,996,153
19 Due to other fund	136,299	(9,817)	-7%	126,482	(9,817)	-7%	136,299
20 Accrued salaries	(761,589)	1,309,453	-172%	547,864	(767,238)	-58%	1,315,102
21 Claims payable	1,224,007	262,287	21%	1,486,294	262,287	21%	1,224,007
22 OPEB liability, due within one year	2,834,089	154,428	5%	2,988,517	190,464	7%	2,798,053
23 Debt Service Assistance Fund Loan payable	6,651,134	(5,038,445)	-76%	1,612,689	(5,038,445)	-76%	6,651,134
24 Advances from federal government	-	-	0%	-	-	0%	-
25 Other Liabilities	1,481,404	(1,407,765)	-95%	73,639	(1,466,683)	-95%	1,540,322
26 Total current liabilities (payable from current assets)	25,773,687	(4,007,213)	-16%	21,766,474	(53,172,541)	-71%	74,939,015
Current liabilities (payable from restricted assets)							
27 Accrued interest	1,042,828	(36,123)	-3%	1,006,705	(36,123)	-3%	1,042,828
28 Bonds payable	10,294,000	(10,328,000)	-100%	(34,000)	10,328,000	100%	10,294,000
29 Retainers and estimates payable	-	-	0%	-	-	0%	-
30 Total current liabilities (payable from restricted assets)	11,336,828	(10,364,123)	-91%	972,705	(10,364,123)	-91%	11,336,828
31 TOTAL CURRENT LIABILITIES	37,110,515	(14,371,336)	-39%	22,739,179	(63,536,664)	-74%	86,275,843
32 TOTAL LIABILITIES	539,809,452	91,967,192	17%	631,776,644	55,819,669	10%	575,956,975
Deferred inflows or resources:							
33 Amounts related to net pension liability	2,318,836	6,160,132	266%	8,478,968	5,813,513	218%	2,665,455
34 Amounts related to total OPEB liability	10,725,931	(2,543,647)	-24%	8,182,284	(4,270,520)	-34%	12,452,804
35 TOTAL DEFERRED INFLOWS OF RESOURCES	13,044,767	3,616,485	28%	16,661,252	1,542,993	10%	15,118,259
36 Total Net Position, Liabilities and Deferred Inflows of Resources	1,516,088,182	127,403,823	8%	1,640,419,617	92,799,293	6%	1,547,620,324

SEWERAGE AND WATER BOARD OF NEW ORLEANS
DRAINAGE SYSTEM FUND
STATEMENTS OF NET POSITION
WITH PRIOR YEAR AND BEGINNING OF YEAR COMPARISONS
April 2026 Preliminary Financials

Monthly W/S/D prorations not completed

Assets	A	B	C	D	E	F	G	
Noncurrent assets:	Prior Year	Variance	%	Current Year	Variance	%	Beginning of Year	
1 Property, plant and equipment	2,394,592,472	73,562,883	3%	2,468,155,355	76,853,144	3%	2,391,302,211	1
2 Less: accumulated depreciation	525,700,049	114,758,444	22%	640,458,493	128,378,661	25%	512,079,832	2
3 Property, plant, and equipment, net	<u>1,868,892,423</u>	<u>(41,195,561)</u>	<u>-2%</u>	<u>1,827,696,862</u>	<u>(51,525,517)</u>	<u>-3%</u>	<u>1,879,222,379</u>	<u>3</u>
Restricted cash, cash equivalents, and investments								
4 Cash and cash equivalents restricted for capital projects	56,855,837	13,804,235	24%	70,660,072	27,393,297	63%	43,266,775	4
5 Debt service	9,736,740	310,805	3%	10,047,545	10,047,545	0%	-	5
6 Debt service reserve	-	-	0%	-	-	0%	-	6
7 Health insurance reserve	787,232	(194,832)	-25%	592,400	(194,832)	-25%	787,232	7
8 Total restricted cash, cash equivalents, and investments	<u>67,379,809</u>	<u>13,920,208</u>	<u>21%</u>	<u>81,300,017</u>	<u>37,246,010</u>	<u>85%</u>	<u>44,054,007</u>	<u>8</u>
Current assets:								
Unrestricted and undesignated								
9 Cash and cash equivalents	51,534,074	(26,047,906)	-51%	25,486,167	(20,229,813)	-44%	45,715,980	9
Accounts receivable:								
10 Customers (net of allowance for doubtful accounts)	-	-	0%	-	-	0%	-	10
11 Taxes	4,778,003	(50,055)	-1%	4,727,948	(1,942,122)	-29%	6,670,070	11
12 Interest	-	-	0%	-	-	0%	-	12
13 Grants	23,700,084	(4,384,971)	-19%	19,315,113	(4,554,999)	-19%	23,870,112	13
14 Miscellaneous	13,982,165	(12,773,572)	-91%	1,208,593	(2,508,842)	-67%	3,717,435	14
15 Due from (to) other internal departments	(5,670,459)	11,659,145	-206%	5,988,686	11,596,948	-207%	(5,608,262)	15
16 Inventory of supplies	1,427,139	10,374	1%	1,437,513	10,374	1%	1,427,139	16
17 Prepaid expenses	342,897	28,210	8%	371,107	28,210	8%	342,897	17
18 Total unrestricted current assets	<u>90,093,904</u>	<u>(31,558,776)</u>	<u>-35%</u>	<u>58,535,127</u>	<u>(17,600,243)</u>	<u>-23%</u>	<u>76,135,370</u>	<u>18</u>
Other assets:								
19 Funds from/for customer deposits	-	-	0%	-	-	0%	-	19
20 Deposits	10,400	-	0%	10,400	-	0%	10,400	20
21 Total other assets	<u>10,400</u>	<u>-</u>	<u>0%</u>	<u>10,400</u>	<u>-</u>	<u>0%</u>	<u>10,400</u>	<u>21</u>
22 TOTAL ASSETS	<u>2,026,376,535</u>	<u>(58,834,129)</u>	<u>-3%</u>	<u>1,967,542,406</u>	<u>(31,879,749.69)</u>	<u>-2%</u>	<u>1,999,422,156</u>	<u>22</u>
Deferred outflows or resources:								
23 Deferred amounts related to net pension liability	156,377	146,834	94%	303,211	(1,573,926.00)	-84%	1,877,137	23
24 Deferred amounts related to OPEB	10,251,474	(7,665,834)	-75%	2,585,640	(5,012,313.83)	-66%	7,597,954	24
25 Deferred loss on bond refunding	-	-	0%	-	-	0%	-	25
26 TOTAL DEFERRED OUTFLOWS OF RESOURCES	<u>10,407,852</u>	<u>(7,519,001)</u>	<u>-72%</u>	<u>2,888,851</u>	<u>(6,586,240)</u>	<u>-70%</u>	<u>9,475,091</u>	<u>26</u>
27 TOTAL ASSETS AND TOTAL DEFERRED OUTFLOWS	<u>2,036,784,387</u>	<u>(66,353,129)</u>	<u>-3%</u>	<u>1,970,431,257</u>	<u>(38,465,990)</u>	<u>-2%</u>	<u>1,989,947,065</u>	<u>27</u>

SEWERAGE AND WATER BOARD OF NEW ORLEANS
DRAINAGE SYSTEM FUND
STATEMENTS OF NET POSITION
WITH PRIOR YEAR COMPARISONS
April 2026 Preliminary Financials

	A	B	C	D	E	F	G
	Prior			Current			Beginning of
NET ASSETS AND LIABILITIES	Year	Variance	%	Year	Variance	%	Year
Monthly W/S/D prorations not completed							
Net position							
1 Net investments in capital assets	2,722,487,652	(918,854,733)	-33.75%	1,803,632,920	(888,355,193)	-33%	2,691,988,113
2 Restricted for Debt Service	9,736,740	236,661	2.43%	9,973,401	9,973,401	0%	-
3 Unrestricted	(1,197,766,254)	976,860,386	-81.56%	(220,905,868)	935,761,891	-81%	(1,156,667,759)
4 Total net position	1,534,458,139	58,242,315	3.80%	1,592,700,453	58,242,314	4%	1,534,458,139
Long-term liabilities							
5 Claims payable	46,570,415	-	0.00%	46,570,415	-	0%	46,570,415
6 Accrued vacation and sick pay	3,716,563	(183,034)	-4.92%	3,533,529	(183,034)	-5%	3,716,563
7 Net pension obligation	32,678,677	(7,482,645)	-22.90%	25,196,032	(8,461,873)	-25%	33,657,905
8 Other postretirement benefits liability	77,768,895	(7,390,128)	-9.50%	70,378,767	(1,579,781)	-2%	71,958,548
9 Bonds payable (net of current maturities)	19,065,000	-	0.00%	19,065,000	-	0%	19,065,000
10 Special Community Disaster Loan Payable	-	-	0.00%	-	-	0%	-
11 Southeast Louisiana Project liability	226,610,705	(66,678,200)	-29.42%	159,932,505	(66,678,200)	-29%	226,610,705
12 Debt Service Assistance Fund Loan payable	-	-	0.00%	-	-	0%	-
13 Customer deposits	-	-	0.00%	-	-	0%	-
14 Total long-term liabilities	406,410,256	(81,734,008)	-20.11%	324,676,248	(76,902,888)	-19%	401,579,136
Current liabilities (payable from current assets)							
15 Accounts payable and other liabilities	17,594,851	4,651,881	26.44%	22,246,732	(12,659,785)	-36%	34,906,517
16 Due to City of New Orleans	-	-	0.00%	-	-	0%	-
17 Disaster Reimbursement Revolving Loan	-	-	0.00%	-	-	0%	-
18 Retainers and estimates payable	7,282,020	180,536	2.48%	7,462,556	(97,866)	-1%	7,560,422
19 Due to other fund	192,518	(14,558)	-7.56%	177,960	(14,558)	-8%	192,518
20 Accrued salaries	1,072,351	1,157,758	107.96%	2,230,109	436,843	24%	1,793,266
21 Claims payable	1,122,983	(194,831)	-17.35%	928,152	(194,831)	-17%	1,122,983
22 OPEB liability, due within one year	2,834,089	154,428	5.45%	2,988,517	190,464	7%	2,798,053
23 Debt Service Assistance Fund Loan payable	-	-	0.00%	-	-	0%	-
24 Advances from federal government	-	-	0.00%	-	-	0%	-
25 Other Liabilities	256,970	28,166	10.96%	285,136	(836)	0%	285,972
26 Total current liabilities (payable from current assets)	30,355,781	5,963,381	19.64%	36,319,162	(12,340,569)	-25%	48,659,731
Current liabilities (payable from restricted assets)							
27 Accrued interest	96,982	(22,838)	-23.55%	74,144	(22,838)	-24%	96,982
28 Bonds payable	8,985,000	(8,985,000)	-100.00%	-	8,985,000	100%	8,985,000
29 Retainers and estimates payable	-	-	0.00%	-	-	0%	-
30 Total current liabilities (payable from restricted assets)	9,081,982	(9,007,838)	-99.18%	74,144	(9,007,838)	-99%	9,081,982
31 TOTAL CURRENT LIABILITIES	39,437,763	(3,044,457)	-7.72%	36,393,306	(21,348,407)	-37%	57,741,713
32 TOTAL LIABILITIES	445,848,019	(84,778,465)	-19.02%	361,069,554	(98,251,296)	-21%	459,320,850
Deferred inflows or resources:							
33 Amounts related to net pension liability	2,318,836	6,160,132	265.66%	8,478,968	5,813,513	218%	2,665,455
34 Amounts related to total OPEB liability	10,725,930	(2,543,648)	-23.71%	8,182,282	(4,270,521)	-34%	12,452,803
35 TOTAL DEFERRED INFLOWS OF RESOURCES	13,044,766	3,616,484	27.72%	16,661,250	1,542,992	10%	15,118,258
36 Total Net Position, Liabilities and Deferred Inflows of Resources	2,036,784,387	(26,536,150)	-1.30%	1,970,431,257	(38,465,990)	-1.9%	2,008,897,247

**OFFICE OF GENERAL SUPERINTENDENT
SEWERAGE AND WATER BOARD OF NEW ORLEANS**

JUNE 17, 2026

To the Honorable President and members of the Sewerage and Water Board of New Orleans, the following report for the month of MAY is presented herewith:

Contract Number	Contractor	Project	O&M	Capital	May-26
1376	M.R. Pittman Group, LLC	Water Hammer Hazard Mitigation Program - Panola & High Lift PS Rehab		X	97%
1417	Walter J. Barnes Electric Co., Inc	Power Complex - Static Frequency Changers Purchase		X	97%
1420	Frischhertz/Barnes A Joint Venture	Power Complex - Installation and Commissioning Equipment		X	85%
1452	Industrial & Mechanical Contractors	Sycamore Filter Gallery Rehabilitation – Phase 4		X	99%
2162	Boh Bros. Construction Co, LLC	Water Point Repair	X		94%
2163	Boh Bros. Construction Co, LLC	Water Point Repair	X		80%
2164	Boh Bros. Construction Co, LLC	Water Line Replacement and Extensions		214-00	90%
30244	CES	Cleaning & CCTV Inspection	X		94%
30246	Wallace C. Drennan, Inc	Sewer Rehabilitation	X		98%
30264	CES	Cleaning & CCTV Inspection	X		99%
TM010	Roubion Construction	Decatur and St. Peter Transmission Main Project	X	175-13	55%

PLUMBING DEPARTMENT

Submitted herewith is the monthly report for work performed by the Plumbing Department.

There were 196 Plumbing permits issued in May 2026. This department complied with 552 requests for Plumbing Inspections, which consisted of inspections conducted with Licensed Plumbing Contractors, Property Owners, Tenants, Department of Health and Hospitals Sanitarians, and Environmental Inspectors. There were twenty investigations during the month of May 2026.

The following numbers are the permits issued and inspections conducted:

Permits Issued	March 2026	April 2026	May 2026	2026 YTD
Plumbing Permits Issued	234	235	196	1,034
Backflow Install Permits	129	098	045	512
Total	363	333	241	1,546

Inspections Conducted	March 2026	April 2026	May 2026	2026 YTD
Water	276	326	319	1,365
Special	013	009	011	052
Final	210	213	202	954
Total	499	548	532	2,371

Investigations Conducted	March 2026	April 2026	May 2026	2026 YTD
Investigations	10	05	20	56

RAINFALL REPORT FOR MAY 2026

The rainfall for the month of May was 12.46” compared to the 133-year average of 5.02” for the month of May. The cumulative rainfall through the **fifth** month of the year was 23.87,” compared to the 133-year average of 23.92”.

AVERAGE DAILY PUMPAGE FOR THE MONTH OF MAY 2026

Eastbank (New Orleans)	132.38 Million Gallons Per Day
Westbank (Algiers)	12.24 Million Gallons Per Day

Respectfully submitted,



KAITLIN TYMRAK, P.E.
GENERAL SUPERINTENDENT

KT/ND
GENSUP%06-17-26

May 2026

SWBNO SAFETY REPORT



Executive Summary

We are pleased to present the May 2026 Safety Report. The purpose of this report is to present data tracked by the Safety Department, Risk Management Office, Claims Office, Accident Review Board, and the Workers' Compensation Office, and to provide a summary of actions taken to improve employee safety and reduce risks in our operations. The data collected by the departments are analyzed on a monthly basis for both leading and lagging indicators to identify emerging risks, measure the impact of previously implemented policies, and to pinpoint areas of operations where additional safety training would be most beneficial.

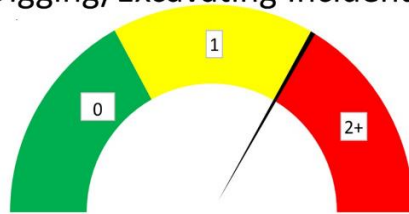
Risk Management and Safety completed their final preparations for hurricane season last month, taking a comprehensive approach to strengthening the Board's readiness. Risk Management renewed Board property insurance policies, confirming that our facilities and assets are fully and appropriately covered as we enter the summer months. This renewal process included reviewing policy limits, verifying coverage for newly acquired assets, and ensuring that deductibles and terms align with the Board's operational needs. At the same time, Safety has begun distributing enhanced guidance on best practices before and during severe weather events. This includes reminders on securing work areas, proper use of personal protective equipment, and procedures for suspending field operations when conditions deteriorate. These efforts are aimed at minimizing employee injuries and ensuring that staff across all departments understand their roles and responsibilities when storms threaten the region.

Key indicators were largely "in the green" last month. However, OSHA training completions fell short of our target, and we experienced two excavating incidents, the causes and potential preventability of which are currently under investigation.

Please note that this report is the product of a collaboration between the Safety and Risk Management departments, and is broken down into five sections:

1. Safety
2. Accident Review Board
3. Workers' Compensation
4. Claims Office
5. Risk Management

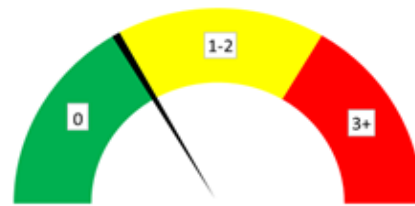
Digging/Excavating Incidents



2 Digging/Excavating Incidents

Target: 0 Digging/Excavating Incidents

Motor Vehicle Incidents



1 Motor Vehicle Incident

Target: 0 Motor Vehicle Incidents

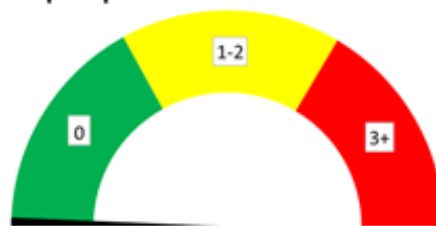
Recordable Injuries



0 Recordable Injuries

Target: 0 Recordable Injuries

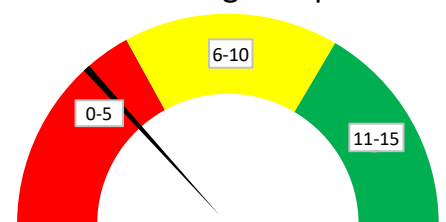
Improper PPE Use Incidents



0 Improper PPE Use Incidents

Target: 0 Improper PPE Use Incidents

OSHA Training Completions



4 OSHA Training Completions

Target: 10+ OSHA Training Completions

Safety

Safety Incident Investigation Report

Below is the Safety Incident Investigation tracking report for incidents that required a Safety Investigation. The report outlines the events leading up to the incident and recommended action to prevent the same type of incident from happening again. These incidents are included in the data reported on the usage of proper PPE and were the result of Safety Department investigations closed during the current reporting period, which do not necessarily represent incidents that occurred during the current reporting period.

Department	Date of Incident	Description	Recommended Action	Closed Date	Proper PPE Usage
Machine Shop	4/27/2026	Employee was cutting a key when a piece of the blank became stuck in the machine. The employee tried to release the blank when it slipped, cutting the employee's thumb.	The Safety Department recommends the Machine Shop purchase a key seating machine, which would eliminate human hazards by automating dangerous manual tasks and incorporating advanced safety features.	5/12/2026	Yes

Safety

Safety Training

The Safety Department has conducted the following safety training since last month:

Chemical Storage

Safety Coordinators

Completed 30 job site visits and inspections.

Safety Hazard Issues

There were no safety hazards reported.

Safety Investigations

One safety investigation was closed this month.

Recordable Injuries by Department

Departmental View of Recordable Injuries: 2026	
Department	Recordable Injuries
Water Purification	1
Total	1

OSHA 10 AND OSHA 30 TRAINING

SWBNO Employee OSHA 10 Completions by Month

Year	Jan	Feb	Mar	Apr	May	Jun	Jul	Aug	Sept	Oct	Nov	Dec	Total
2026	10	11	7	8	4								40
2025	0	4	16	5	0	3	0	12	27	9	8	6	90
2024	5	32	16	7	13	10	9	11	6	12	5	11	60
2023	7	9	19	5	10	16	10	16	38	32	8	6	176
2022	12	17	19	17	24	30	12	34	46	36	54	22	323
2021	1	5	1	0	0	9	10	0	0	1	0	0	27
2020	0	0	0	0	0	0	0	0	4	1	1	2	8

SWBNO Employee OSHA 30 Completions by Month

Year	Jan	Feb	Mar	Apr	May	Jun	Jul	Aug	Sept	Oct	Nov	Dec	Total
2026	0	0	3	0	0								3
2025	0	0	0	9	0	0	0	5	0	4	0	0	18
2024	10	0	0	11	0	2	0	9	0	0	0	0	21
2023	1	10	5	8	6	0	0	11	0	15	0	0	56
2022	1	0	1	0	1	0	1	0	1	1	0	1	7
2021	1	0	0	0	1	0	0	0	1	2	0	0	5
2020	0	0	0	0	0	1	0	0	0	0	1	0	2



Accident Review Board

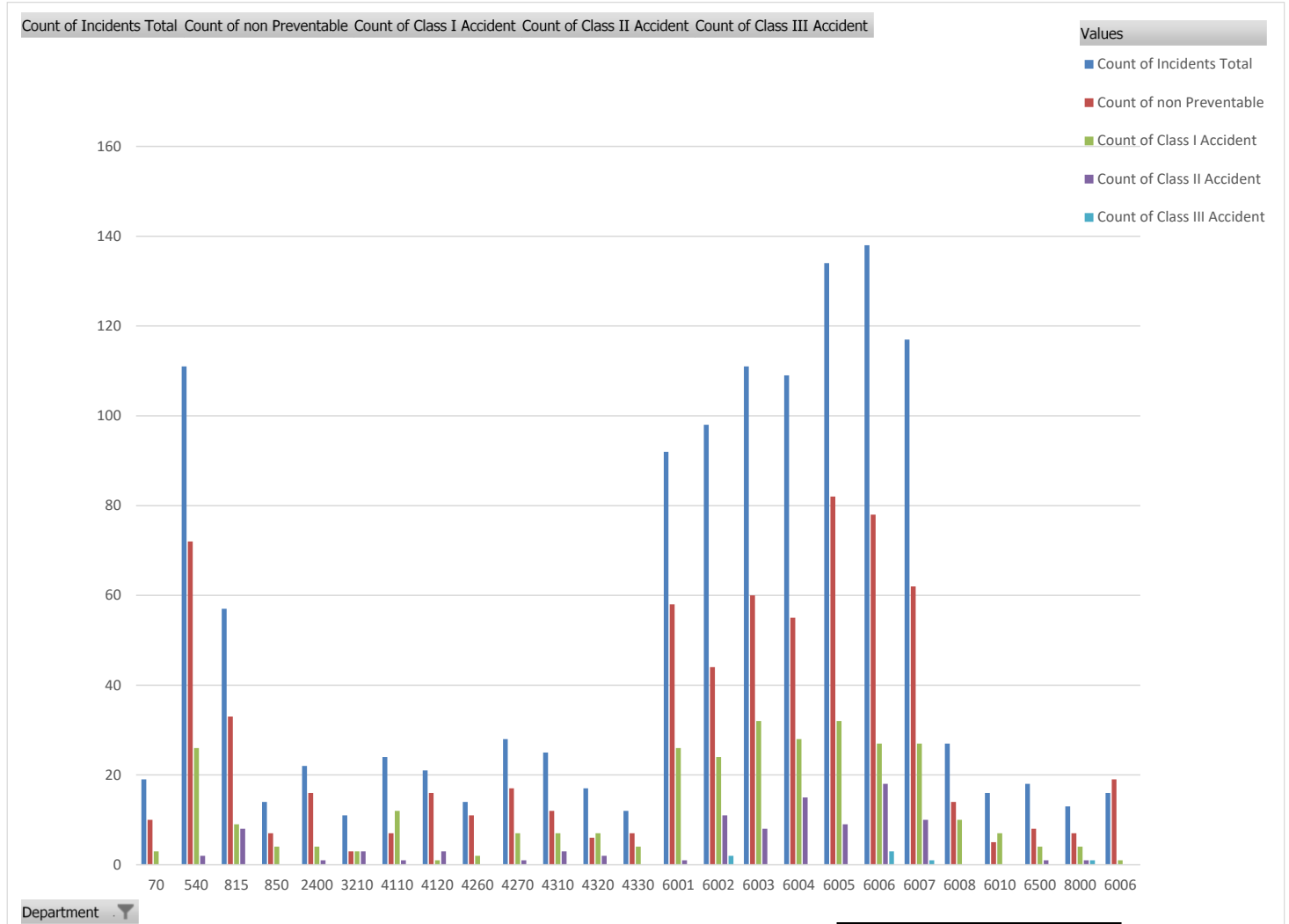
2007-2026

The Purpose and Mission of the Accident Review Board is to reduce the number of safety related incidents and injuries to Sewerage and Water Board equipment and staff. We strive to reduce incidents by recognizing areas that need improvement and create training opportunities to mitigate any future incidents.

Accident Review Board Data

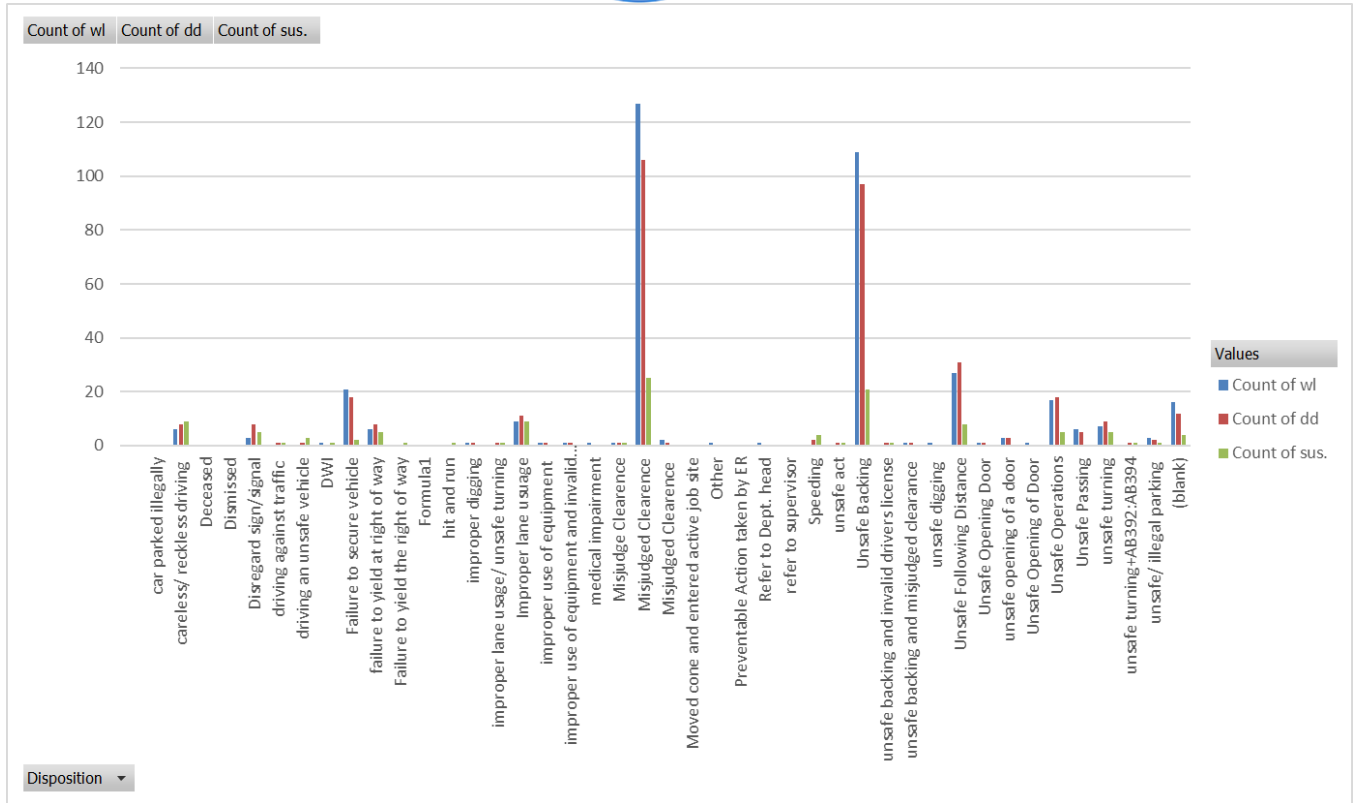
The graph reflects the information collected in the Safety Unit, ARB folders with 10 or more accidents from 2007-2026 by Department Organization Codes. Please see the next page for ARB Classification Descriptions.

*2026 data still in review



*Chart lists departments with 10 or more incidents.

- 6001-Networks Zone 1
- 6002-Networks Zone 2
- 6003-Networks Zone 3
- 6004-Networks Zone 4
- 6005-Networks Zone 5
- 6006-Networks Zone 6
- 6007-Networks Zone 7
- 6010-Field Service Center
- 6500-Technical Services
- 0540-Meter Reading
- 0815-Grounds Maintenance
- 0850-Warehouse & Grounds
- 4110-Outside Systems
- 4120-In Plant Systems
- 4270-Meter Repairs
- 4310-Carrollton



Accident Review Board Data

ARB CLASSIFICATION DESCRIPTIONS

Offense Classifications

A preventable “Vehicle”, “Heavy Equipment” and “Non-Vehicular” accident falls into one of three classifications, Class I, II, or III, defined as follows:

- **Class I Accident** is an accident in which the involved employee(s) shared a portion or all the responsibility for its occurrence. The potential severity of a Class I accident is considered by the ARB to be minor in nature. A Class I accident remains on an employee’s record for one (1) year.
- **Class II Accident** is an accident in which the involved employee(s) shared a portion or all the responsibility for its occurrence. The potential severity of a Class II accident is considered by the ARB to be of serious consequence. A Class II accident remains on an employee’s record for two (2) years.
- **Class III Accident** is an accident in which the involved employee(s) has flagrantly disregarded traffic laws and safe driving or operational practices. Any accident in which there is the potential for loss of life, severe, and long-lasting debilitating injuries and/or extensive property damage is classified as a Class III accident. A Class III accident remains on an employee’s record for three years.



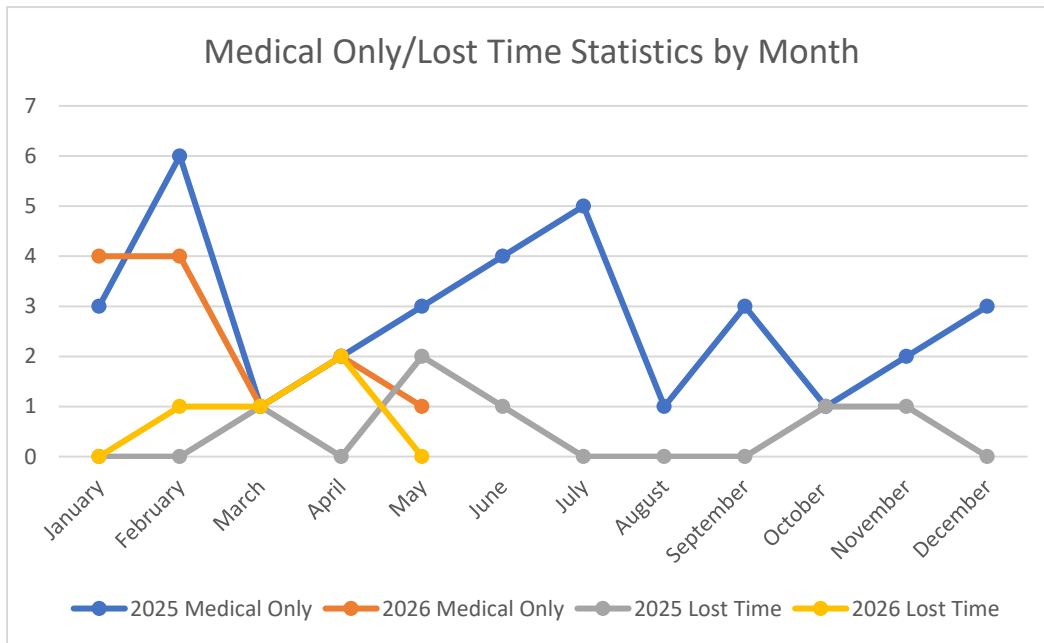
ARB HEARING OUTCOMES

May 2026 Accident Review Board Findings					
Type of Incident	Number of Incidents	Assigned Defensive Driving	Issued Warning Letter	Recommended Suspension	Specific Training Assigned
Non-Preventable	8	0	0	0	
<u>Class 1:</u>	5				
Unsafe Turning	1	0	1	0	
Misjudged Clearance	2	0	2	1	
Unsafe Backing	2	0	2	0	
<u>Disregard sign/signal</u>	0	0	0	0	
<u>Unsafe Following Distance</u>	0	0	0	0	
<u>Failure to yield</u>	0	0	0	0	
<u>Class II:</u>	0				
Misjudged Clearance	0	0	0	0	
Careless/reckless driving	0	0	0	0	
<u>Class III:</u>	0				
DWI	0	0	0	0	

These findings represent the outcomes of hearings held in this reporting period, and do not necessarily relate to incidents which occurred in the reporting period.

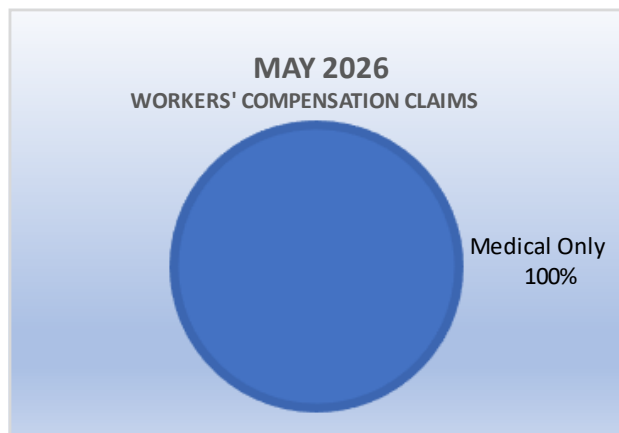


Workers' Compensation Monthly Claims Statistics



Medical Only: Of the 1 claim, 1 claim required medical treatment only and the employee returned to work within a week.

Lost Time: Of the 1 claim, 0 claims required medical treatment and paid wages, as the employees were unable to return to work within the week of the injury.



Goal: The Safety Department will evaluate claims in a timely manner that ensures proper Personal Protective Equipment (PPE) and safety training are made available to department managers to reduce accidents. The Workers' Compensation Office will evaluate claims in a timely manner that ensures prompt medical treatment so that employees are returned into the workforce as efficiently and medically stable as possible. This will aid in maintaining an active and healthy workforce.



Workers' Compensation Claims Tracking

Total Open Claims by Date*

Number of Open Claims (05-05-2026)	Number of Open Claims (05-18-2026)	Net Change
14	16	+2

Total Extended Open Claims by Date (Claims Open Longer than One Year)

Number of Extended Open Claims (05-01-2026)	Number of Extended Open Claims (05-31-2026)	Net Change
10	10	0

*Number of claims are captured on payroll dates and are based on total weekly and bi-weekly payroll indemnity recipients, and do not include medical-only claims.

Workers' Compensation Claims Settled

Date of Injury	Date Settlement Finalized	Projected Future Indemnities	Projected Future Medicals	Projected Future Exposure Total	Settlement Amount	Projected Savings
April 16, 2014	December 20, 2021	\$24,286.08	\$60,481.74	\$84,767.82	\$24,000.00	\$60,767.82
July 20, 1983	February 25, 2022	\$0.00*	\$15,000.00	\$15,000.00	\$14,000.00	\$1,000.00
June 20, 2019	April 13, 2022	\$210,702.96	\$10,000.00	\$220,702.96	\$67,500.00	\$153,202.96
July 2, 2018	April 13, 2022	\$197,664.04	\$19,289.42	\$216,953.46	\$75,000.00	\$141,953.46
January 22, 1996	April 13, 2022	\$251,059.38	\$65,000.00	\$316,059.38	\$150,000.00	\$166,059.38
September 14, 2018	April 13, 2022	\$118,950.28	\$37,175.22	\$156,125.50	\$67,000.00	\$89,125.50
June 11, 2018	April 13, 2022	\$175,000.00	\$160,000.00	\$335,000.00	\$110,000.00	\$225,000.00
November 26, 2019	May 31, 2022	\$150,169.76	\$100,000.00	\$250,169.76	\$87,500.00	\$162,669.76
February 28, 2000	June 3, 2022	\$0.00	\$184,250.00	184,250.00	\$21,000.00	\$163,250.00
August 4, 2016	June 13, 2022	\$85,000.00	\$1,534,187.18	\$1,619,187.18	\$10,000.00	\$1,609,187.18
March 8, 2019	August 10, 2022	\$70,785.83	\$14,781.80	\$85,567.63	\$82,781.80	\$2,785.83
November 1, 2015	November 9, 2022	\$393,089.04	\$904,521.41	\$1,297,610.45	\$50,000.00	\$1,247,610.45
November 3, 2009	February 6, 2023	\$178,000.00	\$2,200,000.00	\$2,378,000.00	\$170,000.00	\$2,208,000.00
January 4, 2016	February 10, 2023	\$51,311.00	\$740,000.00	\$791,311.00	\$45,000.00	\$746,311.00
January 8, 1997	March 27, 2023	\$249,186.00	\$81,922.36	\$331,108.36	\$120,000.00	\$211,108.36
March 25, 2020	September 28, 2023	\$4,944.16	\$220,000.00	\$224,944.16	\$24,000.00	\$200,944.16
February 2, 2020	August 7, 2024	\$395,142.54	\$17,334.03	\$412,476.57	\$97,500.00	\$314,976.57
April 2, 1984	August 9, 2024	\$79,337.64	\$43,213.22	\$122,550.86	\$85,000.00	\$37,550.86
February 26, 2017	November 22, 2024	\$290,876.22	\$20,430.82	\$311,307.04	\$80,430.82	\$230,876.22
July 19, 2019	November 19, 2024	\$138,473.82	\$10,000.00	\$148,473.82	\$40,000.00	\$108,473.82
November 29, 2015	August 25, 2025	\$57,000.00	\$158,000.00	\$215,000.00	\$80,000.00	\$135,000.00
January 19, 2019	April 28, 2026	\$54,279.68	\$18,510.12	\$72,789.80	\$45,000.00	\$27,789.80

Total projected savings for claims settled since October 2021: \$8,243,643.13

These claims include those that had open payroll indemnity benefits; settlement of medical-only claims is not included. Underlined dates represent settlements finalized in the current Safety Report's reporting period. *Although there was no statutory future indemnity exposure, indemnities were still being paid, and would have continued to be paid in the absence of settlement or termination of indemnities, which likely would have resulted in litigation and associated costs.



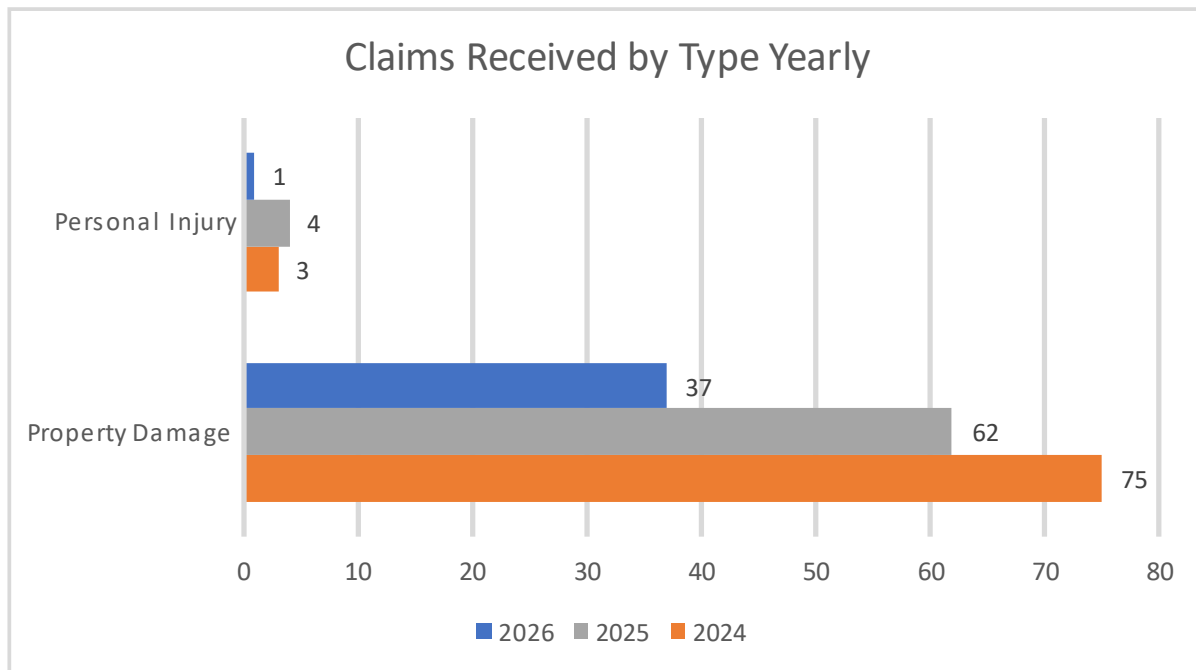
Claims Office

External Claims:

There has been report of **6** total claims since last month's report. These claims include property damage and personal injury external claims from members of the public and do not include employee claims. Compared to May 2025's total of 24 claims for the year, the claims increased by 14.

All Major Claims (claims with a demand in excess of \$10,000.00 in damages) are listed below:

Property damage claims: None.



External Claims Received by Month: 2024-2026

Year	Jan	Feb	Mar	Apr	May	Jun	Jul	Aug	Sept	Oct	Nov	Dec	Total
2026	5	8	9	10	6								38
2025	3	3	0	14	4	6	3	6	7	7	10	3	66
2024	8	8	5	3	11	8	8	11	4	5	6	1	78

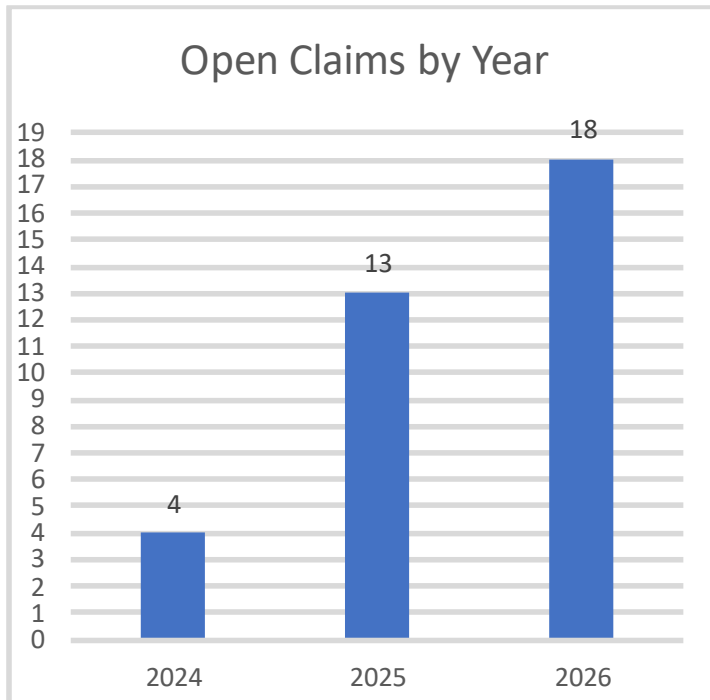


2026 Opened and Closed Damage Claims

Month	Jan	Feb	Mar	Apr	May	Jun	Jul	Aug	Sept	Oct	Nov	Dec	Total
Received Claims	5	8	9	10	6								38
Closed Claims	5	3	7	7	8								30

2025 Opened and Closed Damage Claims

Month	Jan	Feb	Mar	Apr	May	Jun	Jul	Aug	Sept	Oct	Nov	Dec	Total
Received Claims	3	3	0	14	4	6	3	6	7	7	10	3	66
Closed Claims	5	6	5	3	5	12	6	2	4	9	5	5	67



Open Claims by Incident Year and Status	
Year, Number of Claims	Status
2024, 4 Claims	In Review
2025, 13 Claims	In Review
2026, 18 Claims	In Review
35 Claims	TOTAL

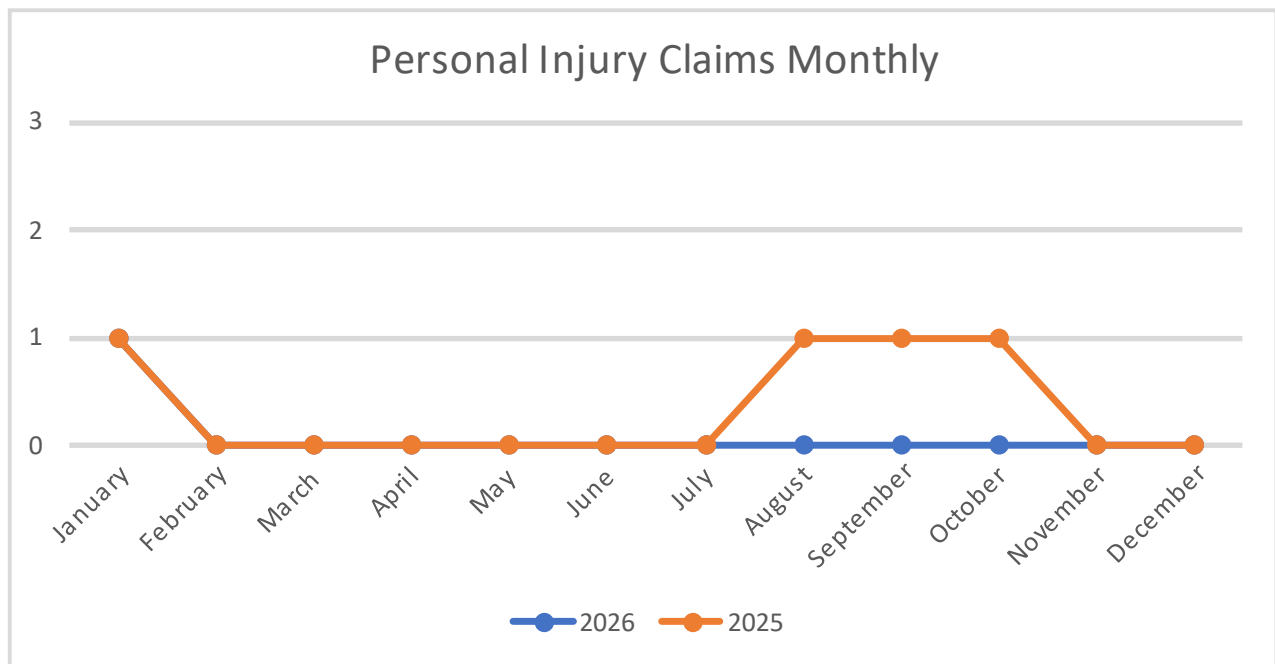
Open Claims By Type	
Number of Claims	Type
35 Claims	Property Damage
0 Claims	Personal Injury
35 Claims	TOTAL

External Personal Injury Claims

There has been report of 0 external personal injury claims since last month's report. These claims include those made by members of the public and do not include employee claims. Compared to last month's report of 0 total personal injury claims, the incidents neither increased nor decreased, and neither increased nor decreased for the year as compared to May 2025.

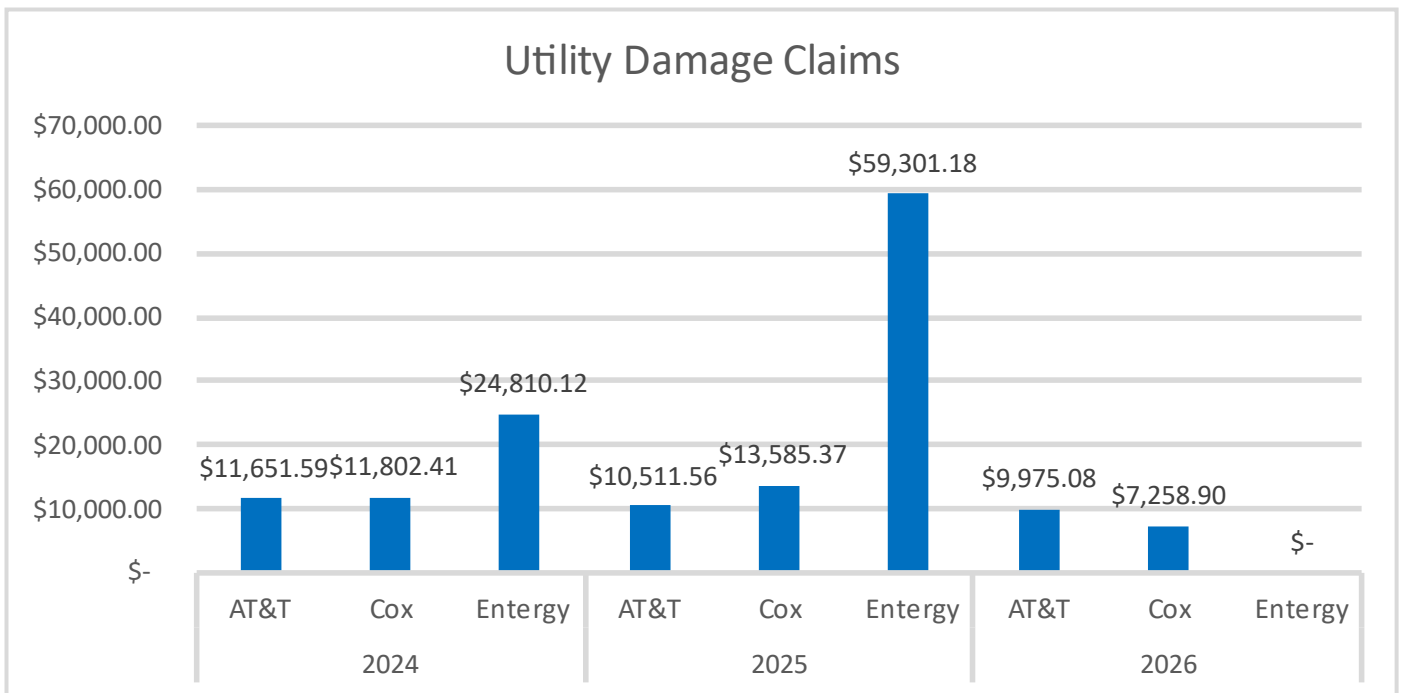
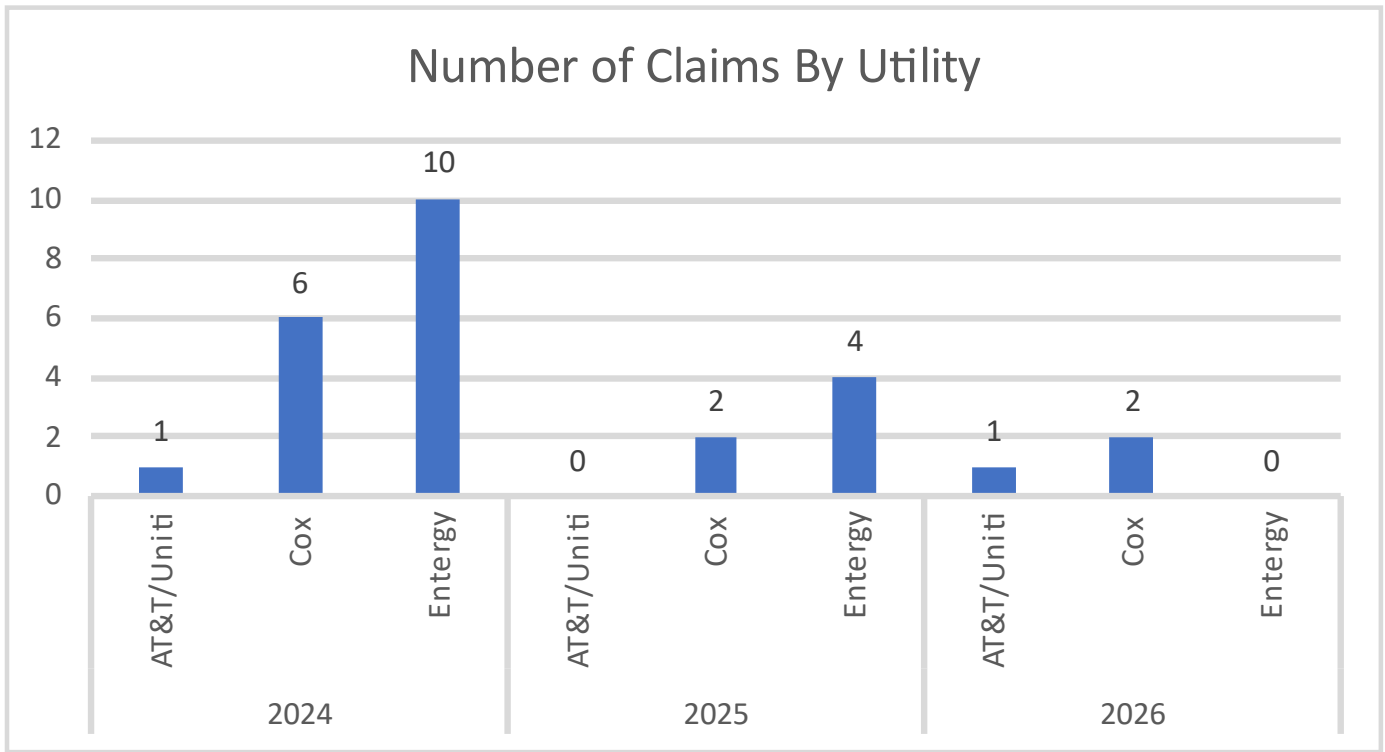
All Major Incidents (claims with a demand in excess of \$10,000.00 in damages) are listed below:

None.



External Personal Injuries Claims: 2025 and 2026													
Year	Jan	Feb	Mar	Apr	May	Jun	Jul	Aug	Sept	Oct	Nov	Dec	Total
2026	1	0	0	0	0								1
2025	1	0	0	0	0	0	0	1	1	1	0	0	4

External Damage Claims by Utility





SEWERAGE & WATER BOARD
OF NEW ORLEANS

BOARD REPORT

MAY 2026



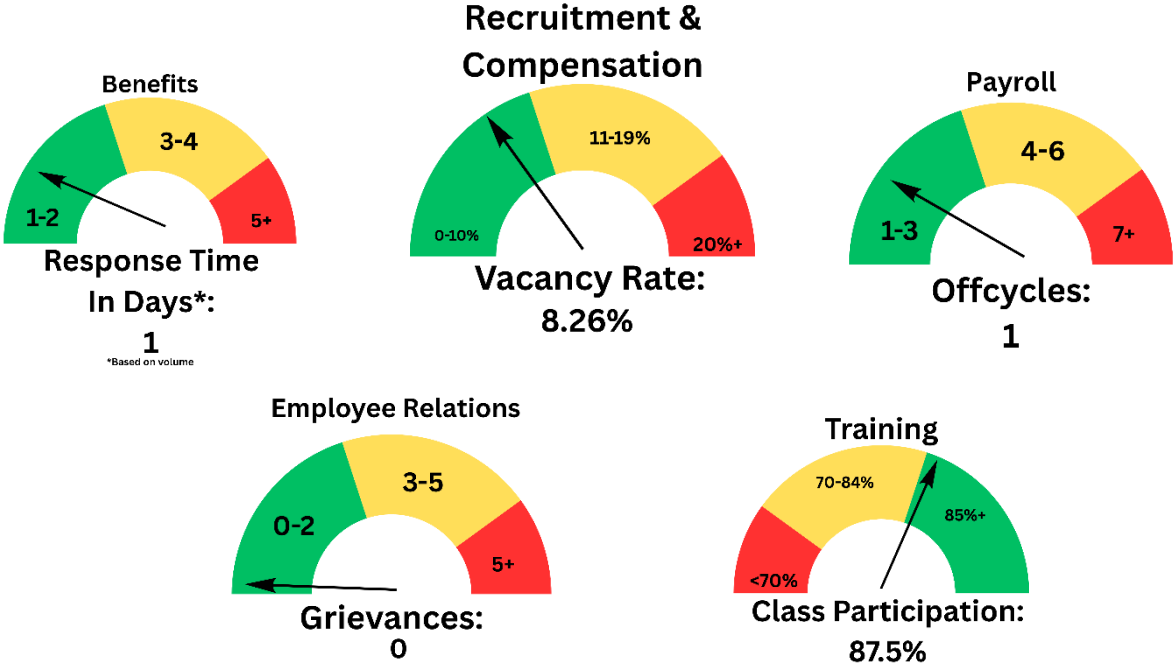
Executive Summary – May 2026 Dashboard

Overall performance for May 2026 reflected positive results across key Human Resources functions, including Recruitment & Compensation, Employee Relations, Benefits, Payroll and Training. Employee onboarding activities remained on target, with 13 new hires successfully processed and 100% of all required documentation finalized. Human Resource operations remain compliant and efficient, including the successful processing of one-off cycle payroll during the month. Response times and training completion rates have also demonstrated continued improvement throughout the reporting period.

Key Performance Indicators (KPIs)

- Recruitment & Compensation – continue monitoring productivity and performance metrics while maintaining focus on onboarding efficiency and employee customer services.
- Employee Relations – grievances rates continue to decrease.
- Benefits - Customer response time continues to improve.
- Payroll – Payroll records maintained and updates as needed.
- Training – Completion rates continue to increase.

This summary provides leadership with a concise overview of performance, key accomplishments, and recommended actions based on the dashboard data. The department's goal is to maintain strong performance, achieve operational goals, and positive trends across all Human Resources functions. Great customer service and employee support will help ensure another successful reporting period.



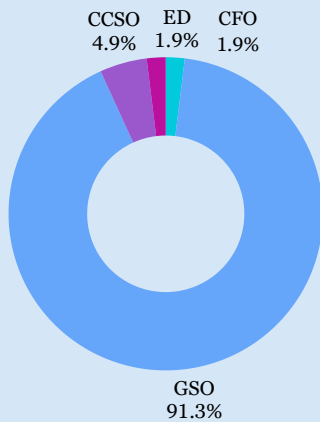


Human Resources Activities Screen Shot

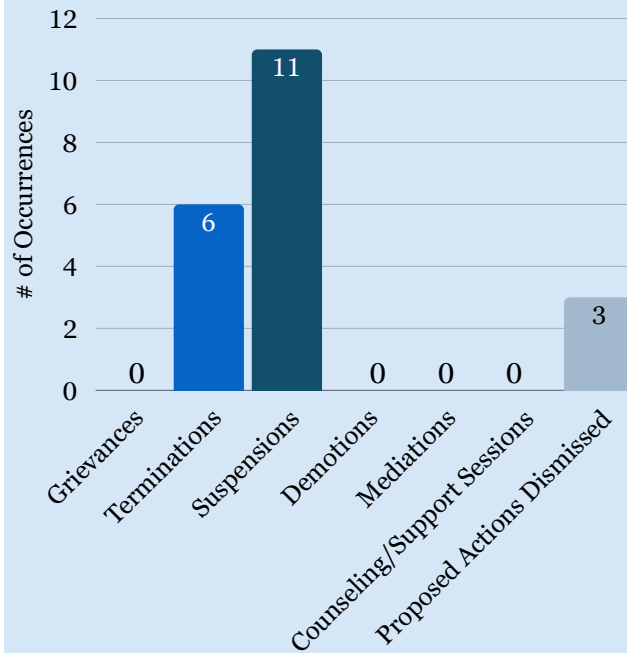
Recruitment Overview

Total Number of Active Employees	1,246
Total Number of Actively Recruited Open Positions	103
Vacancy Rate = (Number of Actively Recruited Open Positions/Total Number of Active Employees) X 100	8.26%

Active Recruitment by Department



Employee Relations Activity Breakdown



May

New Hires	13
Promotions	20
Resignations	8
Retirees	0
Terminations	6

Benefits Activity

Drop Program Participants

Eligible Retirees (Not in DROP, Service retirement)	219
Beginning Balance (On DROP as of the beginning of the year or can be added at the end of the month)	93
New Member(s) (Went on DROP for the month and added to beginning balance)	+1
Member(s) Removed (Fully retired and subtracted from beginning balance)	0
Ending Balance (Total for the month)	94

May 2026 Activity Report by Job Title

New Hires	Total number
Customer Service Associate, Trainee	2
Equipment Operator I	1
Laborer	3
Management Development Analyst I	2
Office Worker	2
Utilities Plant Worker	1
Utilities Program Relations Liaison	1
Utilities Program Relations Liaison, Lead	1

	13
Promotions	Total number
AMI Data Analyst II	1
AMI Technician Trainee	1
Networks Maintenance Tech II	7
Networks Senior Maintenance Technician II	3
Networks Zone Supervisor	1
Office Assistant	1
Public Works Supervisor II	1
Public Works Supervisor IV	1
Pumping Station Supervisor	1
Sr Office Support Specialist	1
Utilities Master Maintenance Supervisor	1
Water Meter Reader	1

	20
Resignations	Total number
Engineering Tech	1
Infrastructure Project Management Intern	1
Laborer	1
Management Development Analyst II	1
Networks Maintenance Technician I	2
Office Worker	1
Pumping Plant Operator	1

	8
Retirements	Total number
N/A	0
Drop	Total Number
Networks Maintenance Technician I	1

**Project Delivery Unit
May 2026 Closeout Snapshot**

FEMA Public Assistance	# of Project Worksheets	FEMA Obligated	FEMA Revenue Received per LAPA	FEMA Obligation Balance	% Financially Complete	# of Projects Submitted for Closeout	OBLIGATED Value of Projects Submitted for Closeout	POTENTIAL Value of Projects Submitted to Closeout	# of Projects Officially Closed	OBLIGATED Value of Projects Officially Closed	% Submitted	% Closed	# of Projects Submitted but Not Officially Closed	OBLIGATED Value of Projects Submitted but Not Officially Closed
Hurricane Katrina - St. Joseph Headquarters	20	\$ 6,544,132.21	\$ 6,201,111.15	\$ 343,021.06	95%	19	\$ 2,236,513.15	\$ 2,236,513.15	19	\$ 2,236,513.15	95%	95%	0	\$ -
Hurricane Katrina - Central Yard	42	\$ 28,207,600.44	\$ 28,133,748.75	\$ 73,851.69	100%	42	\$ 28,207,600.44	\$ 28,133,748.75	40	\$ 26,113,048.59	100%	95%	2	\$ 2,094,551.85
Hurricane Katrina - Wastewater Treatment Plant	128	\$ 89,287,442.27	\$ 89,272,114.47	\$ -	100%	128	\$ 89,287,442.27	\$ 89,287,442.27	128	\$ 89,287,442.27	100%	100%	0	\$ -
Hurricane Katrina - Carrollton Water Plant	55	\$ 76,019,829.37	\$ 68,478,725.08	\$ 7,541,104.29	90%	54	\$ 64,304,777.65	\$ 63,661,729.87	53	\$ 14,447,710.77	98%	96%	1	\$ 49,857,066.88
Hurricane Katrina - Distribution Network	27	\$ 251,398,798.15	\$ 233,274,174.25	\$ 18,124,623.90	93%	25	\$ 119,001,330.25	\$ 117,811,316.95	23	\$ 43,992,390.48	93%	85%	2	\$ 75,008,939.77
Hurricane Katrina - Pump Stations	166	\$ 84,190,700.67	\$ 83,036,762.89	\$ 1,153,937.78	99%	166	\$ 84,190,700.67	\$ 83,348,793.66	162	\$ 74,037,516.90	100%	98%	4	\$ 10,153,183.77
Hurricane Zeta	7	\$ 892,098.12	\$ 855,837.52	\$ 36,260.60	96%	5	\$ 845,145.58	\$ 836,694.12	4	\$ 100,345.10	71%	57%	1	\$ 744,800.48
Hurricane Ida	27	\$ 17,608,842.36	\$ 9,884,314.06	\$ 7,724,528.30	56%	15	\$ 2,367,099.20	\$ 2,343,428.21	3	\$ -	56%	11%	12	\$ 2,367,099.20
Total	501	\$ 559,707,185.91	\$ 524,644,926.73	\$ 27,320,773.89	94%	462	\$ 390,337,182.49	\$ 387,568,759.13	449	\$ 252,434,071.85	92%	90%	13	\$ 138,003,455.74

FEMA Joint Infrastructure	# of Project Worksheets	FEMA Obligated	FEMA Revenue Received per LAPA	FEMA Obligation Balance	% Financially Complete	# of Projects Submitted for Closeout	OBLIGATED Value of Projects Submitted for Closeout	POTENTIAL Value of Projects Submitted to Closeout	# of Projects Officially Closed	OBLIGATED Value of Projects Officially Closed	% Submitted	% Closed	# of Projects Submitted but Not Officially Closed	OBLIGATED Value of Projects Submitted but Not Officially Closed
Hurricane Katrina - JIRR settlement	2	\$ 268,448,968.15	\$ 223,969,315.75	\$ 44,479,652.40	83%	1	\$ 3,869,581.00	\$ 3,869,581.00	0	\$ -	50%	0%	1	\$ 3,869,581.00
Hurricane Katrina - JIRR Donors	53	\$ 66,605,983.32	\$ 60,692,810.21	\$ 5,913,173.11	91%	52	\$ 50,353,038.61	\$ 49,849,508.22	45	\$ 11,484,964.01	98%	85%	7	\$ 38,868,074.60
Total	55	\$ 335,054,951.47	\$ 284,662,125.96	\$ 50,392,825.51	85%	53	\$ 54,222,619.61	\$ 53,719,089.22	45	\$ 11,484,964.01	96%	82%	8	\$ 42,737,655.60

FEMA Hazard Mitigation Grant Program	# of Contracts	FEMA Obligated	FEMA Revenue Received per LAHM	FEMA Obligation Balance	% Financially Complete	# of Contracts Completed	OBLIGATED Value of Projects Submitted for Closeout	POTENTIAL Value of Projects Submitted to Closeout	# of Projects Officially Closed	OBLIGATED Value of Projects Officially Closed	% Submitted	% Closed	# of Projects Submitted but Not Officially Closed	OBLIGATED Value of Projects Submitted but Not Officially Closed
Hurricane Katrina - Retrofit of Power House	18	\$ 166,795,389.00	\$ 160,073,874.06	\$ 6,721,514.94	96%	14	\$ -	\$ -	0	\$ -	0%	0%	0	\$ -
Hurricane Katrina - Flood Mitigation of 9 SPS	9	\$ 19,987,722.00	\$ 19,987,722.00	\$ -	100%	9	\$ -	\$ -	0	\$ -	0%	0%	0	\$ -
Hurricane Ike - Five Underpass Generators	1	\$ 988,658.00	\$ 839,129.23	\$ 149,528.77	85%	1	\$ -	\$ -	0	\$ -	100%	0%	1	\$ 985,079.09
Total	28	\$ 187,771,769.00	\$ 180,900,725.29	\$ 6,871,043.71	96%	24	\$ -	\$ -	0	\$ -	86%	0%	1	\$ 985,079.09

TOTALS as of 06.01.26	FEMA Obligated	FEMA Revenue Received	FEMA Obligation Balance
	\$ 1,082,533,906.38	\$ 990,207,777.98	\$ 84,584,643.11



SEWERAGE AND WATER BOARD

Inter-Office Memorandum

Date: June 3, 2026

To: Randy E. Hayman, Esq., Executive Director

From: Irma Plummer, EDBP Director 

Re: EDBP Department Summary – Events of May 2026

PREVAILING WAGE COMPLIANCE ACTIVITY

SWBNO projects (May 2026)

Construction Projects	19
Prime Contractors Reporting	6
Subcontractors Reporting	43
Total Labor Hours	7,289
Total Wages Paid	\$ 179,640

CNO/JIRR projects (May 2026)

Construction Projects	15
Prime Contractors Reporting	7
Subcontractors Reporting	35
Total Labor Hours	36,180
Total Wages Paid	\$ 902,649

Note: Primes and subcontractors may work on multiple projects.

SLDBE CERTIFICATION ACTIVITY

Applications received (May 2026)

New	8
Recertification	19

Applications processed

New	16
Recertification	22

Applications approved	30
Applications denied	0
Applications renewed	56
Applications decertified	0

ANALYSES CONDUCTED BY EDBP

For the month of May 2026, there were no Goods and Services or Professional Services proposals to review.

On May 26, 2026, six responses were received for **2026-SWB-19 (Contract #30111 rebid) Suction Isolation at 12 Sewer Pumping Stations**. As of this report, the analysis of the Construction bid proposal is not complete. A detailed summary will be provided in the report of June events.

CONSTRUCTION REVIEW COMMITTEE RECOMMENDATIONS

The Construction Review Committee (CRC) convened on Thursday, May 21, 2026, and made the following recommendations:

OPEN MARKET CONTRACTS

1) **CONTRACT #CM26-001 RESTORATION OF SMALL DIAMETER DRAIN LINES AND STRUCTURES BY POINT REPAIR AT VARIOUS SITES THROUGHOUT ORLEANS PARISH**

Budget Amount:	1,200,000
EDBP Recommended Goal:	36%
Renewal Option(s):	Initial: One 2-year term (at \$600,000 annually) Two 1-year renewals (at \$600,000 annually)

STAFF CONTRACT REVIEW COMMITTEE RECOMMENDATIONS

The Staff Contract Review Committee (SCRC) convened on Thursday, May 14, 2026, and made the following recommendations:

OPEN MARKET CONTRACTS

1) **REQUEST FOR FURNISHING GPS TRACKER & DASHCAM MAINTENANCE**

Budget Amount:	\$ 45,000
Renewal Option(s):	Two (2) One-Year Renewals
Recommended DBE Goal:	0%
Justification:	Does not lend itself to subcontracting

2) **REQUEST FOR CHECK AND GATE VALVES**

Budget Amount:	\$ 150,000
Renewal Option(s):	N/A
Recommended DBE Goal:	0%
Justification:	Does not lend itself to subcontracting

3) REQUEST FOR DPS #5 VAPERTRAN TRANSFORMER PURCHASE

Budget Amount: \$ 112,000
Renewal Option(s): N/A
Recommended DBE Goal: 0%
Justification: Does not lend itself to subcontracting

RFP/RFQ

4) REQUEST FOR JAHNCKE STATION MOTOR #3 REWIND

Budget Amount: \$ 67,900
Renewal Option(s): N/A
Recommended DBE Goal: 0%
Justification: Does not lend itself to subcontracting

RENEWALS

5) REQUEST FOR FURNISHING ARMED SECURITY GUARDS

Budget Amount: \$ 200,000
Renewal Option(s): Second of Five (5) One-Year Renewals
Recommended DBE Goal: 0%
Prime Contractor: Legacy Environmental

6) REQUEST FOR FURNISHING ON-CALL EMERGENCY RESPONSE CLEAN UP AND DISPOSAL OF HAZARDOUS WASTE

Budget Amount: \$ 200,000
Renewal Option(s): Second of Five (5) One-Year Renewals
Recommended DBE Goal: 0%
Prime Contractor: Legacy Environmental

FINAL ACCEPTANCE OF CONSTRUCTION CONTRACT WITH DBE PARTICIPATION

For the month of May 2026, there were three construction contracts with DBE participation offered for Final Acceptance.

❖ **Contract #30230 - Carrollton Basin; #2 Sewer Rehabilitation**

DBE Goal: 36.00%
DBE Participation Achieved: 55.39
Prime Contractor: BLD Services, LLC
Closeout Date: May 2026

EDBP accepts the DBE participation and recommends approval for Final Acceptance.

❖ **Contract #30258 - Carrollton Basin; #17 Sewer Rehabilitation**

DBE Goal:	36.00%
DBE Participation Achieved:	51.27
Prime Contractor:	Wallace C. Drennan, Inc.
Closeout Date:	May 2026

EDBP accepts the DBE participation and recommends approval for Final Acceptance.

❖ **Contract #1452 – Structural and Filter Rehabilitation in the Area of Sycamore Filter Gallery Filters 19, 20, 25, 26 & 28**

DBE Goal:	20.00%
DBE Participation Achieved:	24.97%
Prime Contractor:	Industrial & Mechanical Contractors, Inc
Closeout Date:	March 2026

Initially offered in March 2026, EDBP accepts the DBE participation and recommends approval for Final Acceptance.

Sewerage & Water Board of New Orleans contracts with DBE participation January-May 2026

See attached spreadsheet.

Sewerage & Water Board New Orleans Awarded Projects with DBE Participation January - May 2026

Category	Category Dollar Amount	SLDBE Dollar Value
Goods & Services Projects	\$ -	
Professional Services Projects	\$ -	\$ -
Construction Projects	\$ 24,464,770	\$ 3,626,513
Grand Total	\$ 24,464,770	\$ 3,626,513

Sewerage & Water Board of New Orleans Open Market Bids with DBE Participation January - May 2026

Goods & Services Projects

Contract No./Description	%DBE Goal	Contract \$	Prime	Sub(s)	% DBE Part (Prime)	\$ Sub Award	Award date
Total Goods & Services Projects		\$0.00					

Sewerage & Water Board of New Orleans Open Market Bids with DBE Participation January - May 2026

Professional Services Projects

Contract No./Description	%DBE Goal	Contract \$	Prime	Sub(s)	% DBE Part (Prime)	\$ Sub Award	Award date
Total Professional Services Projects		\$0.00				\$0.00	

Sewerage & Water Board of New Orleans Open Market Bids with DBE Participation January - May 2026

Construction Projects

Contract No./Description	%DBE Goal	Contract \$	Prime	Sub(s)	% DBE Part (Prime)	\$ Sub Award	Award date
Cont #8174; Repairs to the CWP Engineering Building	7%	\$ 544,020.00	Roofing Solutions, LLC	Century Commercial Group, LLC	5.15%	\$ 28,000.00	4/22/2026
				Disposal Services, Inc	1.84%	\$ 10,000.00	
				Total	7.0%	\$ 38,000.00	
Cont #30270; East Bank Wastewater Treatment Plant Upgrades Phase I	15%	\$ 23,920,750.00	RNGD Infrastructure, LLC	Three C's Properties, Inc.	13.03%	\$ 3,116,937.50	4/22/2026
				DACP Construction, LLC	0.44%	\$ 105,500.00	
				Carter Electric Supply	1.53%	\$ 366,075.00	
				Total	15.00%	\$ 3,588,512.50	
Total Construction Projects		\$ 24,464,770.00			14.82%	\$3,626,512.50	